



pewag

**WORLD'S
STRONGEST
CHAIN**
www.pewag.com

Traction Chain Catalog
2010 - 2011



Automotive . Light Truck . Heavy Truck . Heavy Equipment . Small Equipment . Parts & Accessories



The Pewag "All-Square" Story



Pewag Snow Chains #1 In Safety #1 Brand in North America and World Wide

Pewag has been manufacturing chains for over 530 years and was one of the first manufacturers to develop snow chains for the automotive industry. Located in the middle of the Alps in Graz, Austria, Pewag has exceptional experience with ice and snow conditions in the mountains. Pewag engineers have applied their experience and know-how to create newer and better traction devices that have made Pewag the #1 chain brand world-wide. All Pewag chains are manufactured in Europe under the strict specifications of Pewag Austria.

For over 35 years Pewag Inc. has continually provided the North American market with snow chains and is now the leading brand in the USA! Pewag has always provided high quality traction products that offer the user excellent performance and superior value. Pewag was the first company to introduce the "All-Square", long wearing, alloy square link chain. This chain is specifically designed to provide superior wear and traction under the most severe conditions.

Pewag "All-Square" Tire Chains outlast and outperform standard carbon steel twist link and V-Bar twist link chains at a minimum Four-to-One! How does Pewag achieve this performance?

- Highest alloy content with **TITAN Grip®** - 63 RHC - tool like steel hardness
- Deeper case hardness at 6% depth for maximum wear resistance
- Unique square-link design for better traction
- Reversible for maximum wear

Pewag "All Square" is the chain of choice for many trucking companies and D.O.T.'s.

Pewag also offers a whole series of pattern style chains for light truck and heavy equipment applications. Pattern style chains provide superior performance and superb lateral traction under the most extreme conditions:

- Highest alloy content with **TITAN Grip®** - 63 RHC - tool like steel hardness
- Deeper case hardness at 6% depth for maximum wear resistance
- Unique diagonal pattern designs for superior forward, stopping, and lateral traction
- More cross sections for better traction and increased safety
- Welded rings on side-chains for additional strength and durability

Pewag pattern-style chains are the preferred brand of many professional users such as Municipalities, Counties, the U.S. Military, the Canadian Military, N.A.T.O. and D.O.T.'s.

When you think of Safety, Wear, and Value...

Think "All-Square"

For Customer Service, please call:

Traction Chain Division: 1-800-445-2895 TPC / Industrial Chain Division: 1-800-526-3924

Table of Contents

Tire Sizing Directory:

Passenger Vehicle: Chains & Cables	Page 4
Light Truck, SUV, Van: Chains & Cables	Page 8
Heavy Truck, Commercial: Chains & Cables	Page 16

Tire Chain Facts

Page 19

Pewag Chains:

Passenger, SUV, Light Truck Chains	Page 20
Light Truck Chains	Page 21
Heavy Truck Chains	Page 22
Mud & Skid Steer Chains	Page 24
OTR Chains	Page 25
Universals & Extensions	Page 26
Erzbergs & Extensions	Page 28
Compact Cross Chains	Page 30
Chain Inquiry Form	Page 31

Glacier Chains:

Passenger Chains	Page 32
Light Truck Chains	Page 33
Heavy Truck Chains	Page 34
Wide Base & Small Equipment Chains	Page 36
OTR Chains	Page 37

Tractor:

Pewag & Glacier Tractor Chains	Page 38
Glacier Square Link Duo Tractor Chains	Page 39

Forestry & Skidder:

Pewag Studded Truck 7mm & 8mm	Page 40
Glacier Studded Truck & Skidder Chains	Page 41

Parts & Accessories:

Side Chain & Cross Chain	Page 42
Adjusters & Tire Chain Pliers	Page 43
Cross Chain, Swivel & Speed Hooks	Page 44
Tire Chain Accessories & Repair Parts	Page 45
Universal & Erzberg Repair Parts	Page 46

Load Securement:

Pewag Grade 120 Load Binders	Page 48
Pewag Grade 100 Load Binders	Page 49
Glacier Transport Chain & Load Binders	Page 50

New Products:

Glacier Shoe Chains	Page 51
Pewag Utility Tote Bags	Page 51
Corex Ramp-Up™	Page 52
Merritt Chain Hangers	Page 52
Pewag Tow-To-Go	Page 53
Pewag Sling-In-A-Box	Page 54

Tire Chain Specification Chart:

Pewag Chain Specifications	Page 56
Glacier Chain Specifications	Page 59
Chain Diameter Reference Chart	Page 64

Reference:

Chain Installation Requirements	Page 65
---------------------------------	---------

Mission Statement & INSTA-CHAIN™

Page 66

Terms & Conditions

Page 67

Warranty

Warranty: The goods sold in this catalog are warranted free from defects in workmanship and materials for 90 days from the date of purchase.

Disclaimer of Warranties: No other warranty, expressed or implied, including warranty of merchantability or fitness for a particular purpose, is given and no affirmation of Seller, by words or action, shall constitute a warranty.

Buyer Remedies: Buyer's sole remedy for breach of any warranty, is limited exclusively to obtaining, at the discretion of the SELLER, either repair or replacement of any product sold hereunder and manufactured by SELLER. The SELLER will not pay any claim for labor on any of the products or for delays or damage by reason of their use. In no event shall the SELLER be liable for any incidental or consequential damages. Buyer must notify SELLER in writing, within 10 days of discovery of the alleged defect and within the warranty period stated above.

Return Freight Policy: After receiving authorization from Seller, product shall be returned to Seller's plant, transportation paid, within 30 Days.

Direct Correspondence To:

Customer Relations Manager - Pewag Chains, Inc.
3825 Cincinnati Avenue
Rocklin, CA 95765
1-800-445-2895

Freight Policy

TERMS: Net 30 - Credit must be established with Pewag Inc. for open account billing. All others Prepaid.

FREIGHT POLICY: Less than 1,200 lbs Or \$2000: Freight prepaid and added to invoice.

Over 1,200 lbs Or \$2,000: Freight prepaid to buyers place of business within the Continental U.S.A. (excluding Alaska & Hawaii). Prepaid shipments via carrier of Pewag's choice. Allowed prepaid shipment cost limited to the carriers tariff rates for transportation. Extra charges such as duties, broker fees, lift gate, delivery notifications, fuel surcharges, taxes, et cetera will be prepaid and invoiced to the buyer. Qualifying shipments to Alaska & Hawaii will be prepaid to the port of departure in the Continental U.S.A. under the terms of this freight policy.

Past due accounts will be charged back all allowed freight charges.

Expedited Shipments: AT THE DIRECTION AND EXPENSE OF THE CUSTOMER, Pewag will expedite any shipment. Please note if the shipment does not reach its destination on time by no fault of Pewag, it is still the responsibility of the customer to pay incurred charges. Promptly inventory each shipment upon receipt. Any mis-shipment claims must be submitted within 24 hours of receipt of shipment. Claims will not be considered unless an exception is noted on the original freight bill.

PRICES: Orders will be accepted subject to prevailing price at the time of order. Prices subject to change without notice.

MINIMUM CHARGES: \$100.00 per order.

SMALL ORDER FEE: \$25.00 on orders under \$100.00

RETURN MERCHANDISE: No merchandise will be accepted without prior written authorization. All returns subject to a 25% restocking charge, which will be deducted from the amount of credit memo. Return shipments must be prepaid. Unauthorized shipments will not be accepted.

Tire Chain Fit Chart

Tire Sizes	Glacier				Pewag
	Cable Chains	V-Trac Cables	Twist Link "PL"	Square Link "PLC"	Sport-Matik "SMX"
12" Wheels					
145/80-12	1014	---	PL 1110	PLC 1110	---
145-12	---	---	PL 1110	PLC 1110	---
155/80-12	1014	1914V	PL 1114	PLC 1114	---
155-12	1014	---	PL 1114	PLC 1114	---
165/70-12	1014	---	PL 1114	PLC 1114	---
175/70-12	1014	---	PL 1114	PLC 1114	SMX60
13" Wheels					
135/80-13	---	---	PL 1110	PLC 1110	---
135-13	---	---	PL 1110	PLC 1110	---
145/70-13	1014	---	PL 1110	PLC 1110	---
145/80-13	1014	1914V	PL 1114	PLC 1114	---
145-13	1014	1914V	PL 1114	PLC 1114	---
155/65-13	---	---	PL 1110	PLC 1110	---
155/70-13	1014	1914V	PL 1114	PLC 1114	---
155/80-13	1014	1914V	PL 1114	PLC 1114	SMX60
155-13	1014	---	PL 1114	PLC 1114	SMX60
165/60-13	1014	1914V	PL 1114	PLC 1114	---
165/65-13	1014	1914V	PL 1114	PLC 1114	---
165/70-13	1014	1914V	PL 1114	PLC 1114	SMX60
165/75-13	1014	1918V	PL 1114	PLC 1114	---
165/80-13	1018	1918V	PL 1118	PLC 1118	SMX62
165-13	1018	1918V	PL 1118	PLC 1118	SMX62
175/50-13	1014	---	PL 1114	PLC 1114	---
175/60-13	1014	1914V	PL 1114	PLC 1114	---
175/65-13	1014	1914V	PL 1114	PLC 1114	SMX60
175/70-13	1018	1918V	PL 1118	PLC 1118	SMX62
175/75-13	1018	1918V	PL 1118	PLC 1118	---
175/80-13	1022	1922V	PL 1122	PLC 1122	SMX64
175-13	1026	1922V	PL 1126	PLC 1126	SMX64
185/60-13	1018	1918V	PL 1118	PLC 1118	SMX60
185/65-13	1018	1918V	PL 1118	PLC 1118	SMX62
185/70-13	1026	1922V	PL 1126	PLC 1126	SMX64
185/75-13	1026	1922V	PL 1126	PLC 1126	SMX64
185/80-13	1022	1922V	PL 1122	PLC 1122	SMX67
185/85-13	1030	1926V	PL 1130	PLC 1130	---
185-13	1026	1922V	PL 1126	PLC 1126	---
195/55-13	1018	---	PL 1118	PLC 1118	SMX60
195/60-13	1026	1922V	PL 1126	PLC 1126	---
195/65-13	1026	1922V	PL 1126	PLC 1126	SMX64
195/70-13	1026	1922V	PL 1126	PLC 1126	SMX67
195/75-13	1030	---	PL 1130	PLC 1130	SMX67
195-13	1030	1926V	PL 1130	PLC 1130	---
205/60-13	1026	1922V	PL 1126	PLC 1126	SMX64
205/70-13	1030	1926V	PL 1130	PLC 1130	SMX69
215/50-13	1026	---	PL 1126	PLC 1126	---
215/60-13	1026	1926V	PL 1126	PLC 1126	---
215/65-13	1030	1926V	PL 1130	PLC 1130	---
2256013	1030	1926V	PL 1130	PLC 1130	SMX67
235/50-13	1034	1930V	PL 1134	PLC 1134	---
235/60-13	1034	1930V	PL 1134	PLC 1134	---
245/50-13	1034	---	PL 1134	PLC 1134	---

Tire Sizes	Glacier				Pewag
	Cable Chains	V-Trac Cables	Twist Link "PL"	Square Link "PLC"	Sport-Matik "SMX"
14" Wheels					
6-14	1022	---	PL 1122	PLC 1122	---
7-14	1030	---	PL 1130	PLC 1130	SMX69
7.5-14	1038	---	PL 1138	PLC 1138	---
8.5-14	1034	---	PL 1134	PLC 1134	---
145/70-14	1014	---	PL 1114	PLC 1114	---
145/80-14	---	---	---	---	SMX60
155/50-14	1014	1914V	PL 1114	PLC 1114	---
155/65-14	1014	1914V	PL 1114	PLC 1114	---
155/70-14	1018	1918V	PL 1118	PLC 1118	SMX60
155/80-14	---	---	---	---	SMX62
155-14	1018	1918V	PL 1118	PLC 1118	---
165/60-14	1014	1914V	PL 1114	PLC 1114	SMX60
165/65-14	1018	1918V	PL 1118	PLC 1118	SMX60
165/70-14	1018	1918V	PL 1118	PLC 1118	SMX62
165/75-14	1018	1922V	PL 1118	PLC 1118	SMX64
165/80-14	1018	1922V	PL 1118	PLC 1118	SMX64
165-14	1022	1922V	PL 1122	PLC 1122	SMX64
175-14	1022	1926V	PL 1122	PLC 1122	SMX67
175/60-14	1018	1918V	PL 1118	PLC 1118	SMX62
175/65-14	1018	1918V	PL 1118	PLC 1118	SMX62
175/70-14	1026	1922V	PL 1126	PLC 1126	SMX64
175/75-14	1022	1922V	PL 1122	PLC 1122	SMX64
175/80-14	1022	1926V	PL 1122	PLC 1122	SMX67
185-14	1030	1926V	PL 1130	PLC 1130	SMX69
185/50-14	1018	1914V	PL 1118	PLC 1118	---
185/55-14	1018	1918V	PL 1118	PLC 1118	SMX60
185/60-14	1018	1922V	PL 1118	PLC 1118	SMX62
185/65-14	1026	1922V	PL 1126	PLC 1126	SMX64
185/70-14	1026	1926V	PL 1126	PLC 1126	SMX67
185/75-14	1026	1926V	PL 1126	PLC 1126	SMX69
185/80-14	1030	1926V	PL 1130	PLC 1130	SMX69
195-14	1034	1930V	PL 1134	PLC 1134	---
195/55-14	1022	1922V	PL 1122	PLC 1122	SMX64
195/60-14	1026	1922V	PL 1126	PLC 1126	SMX64
195/65-14	1026	1926V	PL 1126	PLC 1126	SMX67
195/70-14	1030	1926V	PL 1130	PLC 1130	SMX69
195/75-14	1030	1930V	PL 1130	PLC 1130	---
205/55-14	1026	1922V	PL 1126	PLC 1126	SMX67
205/60-14	1026	1926V	PL 1126	PLC 1126	SMX67
205/65-14	1030	1926V	PL 1130	PLC 1130	SMX69
205/70-14	1030	1930V	PL 1130	PLC 1130	SMX73
205/75-14	1034	1934V	PL 1134	PLC 1134	---
205-14	1034	1934V	PL 1134	PLC 1134	---
215/50-14	1026	1926V	PL 1126	PLC 1126	---
215/55-14	1026	1926V	PL 1126	PLC 1126	---
215/60-14	1030	1930V	PL 1130	PLC 1130	SMX69
215/65-14	1034	1930V	PL 1134	PLC 1134	SMX73
215/70-14	1034	1934V	PL 1134	PLC 1134	SMX75
215/75-14	1034	1938V	PL 1138	PLC 1138	---
215-14	1038	1938V	PL 1138	PLC 1138	---
225/55-14	1034	---	PL 1134	PLC 1134	SMX69

PASSENGER LIMITED CLEARANCE CLASS "S"



THIS IS A GUIDE ONLY
ACTUAL FITMENT MAY VARY
ALWAYS PRE-FIT CHAINS BEFORE USE



Tire Chain Fit Chart

Tire Sizes	Glacier				Pewag
	Cable Chains	V-Trac Cables	Twist Link "PL"	Square Link "PLC"	Sport-Matik "SMX"
14" Wheels					
225/50-14	1026	1926V	PL 1126	PLC 1126	---
225/55-14	1034	---	PL 1134	PLC 1134	SMX69
225/60-14	1030	1930V	PL 1130	PLC 1130	SMX73
225/65-14	1034	1934V	PL 1134	PLC 1134	---
225/70-14	1038	1938V	PL 1138	PLC 1138	SMX75
225/75-14	1038	1938V	PL 1138	PLC 1138	---
225-14	1038	1942V	PL 1138	PLC 1138	---
235/60-14	1034	1934V	PL 1134	PLC 1134	SMX73
235/70-14	1038	1942V	PL 1138	PLC 1138	SMX77
235/75-14	1042	1946V	PL 1142	PLC 1142	---
245/50-14	1034	1926V	PL 1134	PLC 1134	---
245/60-14	1038	1938V	PL 1138	PLC 1138	SMX75
245/70-14	1042	1946V	PL 1142	PLC 1142	---
255/50-14	1034	---	PL 1134	PLC 1134	---
255/55-14	1038	1938V	PL 1138	PLC 1138	---
255/60-14	1038	1942V	PL 1138	PLC 1138	SMX77
265/50-14	1042	1938V	PL 1142	PLC 1142	---
265/60-14	1042	1946V	PL 1142	PLC 1142	SMX77
265/50-14	1042	1938V	PL 1142	PLC 1142	---
275/60-14	1042	---	PL 1142	PLC 1142	---
15" Wheels					
7.00-15	1034	---	PL 1134	PLC 1134	---
27x8.5-15	1038	---	PL 1138	PLC 1138	---
135-15	1018	---	PL 1118	PLC 1118	---
145/70-15	1018	---	PL 1118	PLC 1118	---
145/80-15	1018	---	PL 1118	PLC 1118	SMX62
145-15	1018	---	PL 1118	PLC 1118	SMX62
155/60-15	1014	---	PL 1118	PLC 1118	SMX60
155/65-15	1018	---	PL 1118	PLC 1118	SMX62
155/70-15	1018	---	PL 1118	PLC 1118	SMX62
155/80-15	1022	1922V	PL 1122	PLC 1122	SMX64
155-15	1022	---	PL 1122	PLC 1122	---
165/60-15	1018	---	PL 1118	PLC 1118	SMX60
165/65-15	1022	1922V	PL 1122	PLC 1122	SMX62
165/70-15	1022	1922V	PL 1122	PLC 1122	SMX64
165/80-15	1022	1926V	PL 1122	PLC 1122	SMX67
165-15	1022	---	PL 1122	PLC 1122	---
175/55-15	---	---	---	---	SMX60
175/60-15	---	---	---	---	SMX62
175/65-15	---	---	---	---	SMX64
175/70-15	1022	1926V	PL 1122	PLC 1122	SMX67
175/75-15	1022	---	PL 1122	PLC 1122	---
175-15	1030	1930V	PL 1130	PLC 1130	---
180/65-15	1022	---	PL 1122	PLC 1122	---
185/50-15	1018	---	PL 1118	PLC 1118	SMX62
185/55-15	1022	1922V	PL 1122	PLC 1122	SMX64
185/60-15	1026	1922V	PL 1126	PLC 1126	SMX67
185/65-15	1026	1926V	PL 1126	PLC 1126	SMX67
185/70-15	1030	1926V	PL 1130	PLC 1130	SMX69
185/75-15	1030	1930V	PL 1130	PLC 1130	---
185/80-15	---	---	---	---	SMX73
185-15	1034	1930V	PL 1134	PLC 1134	---

Tire Sizes	Glacier				Pewag
	Cable Chains	V-Trac Cables	Twist Link "PL"	Square Link "PLC"	Sport-Matik "SMX"
15" Wheels					
190/65-15	1030	---	PL 1130	PLC 1130	SMX69
195/45-15	1026	---	PL 1126	PLC 1126	---
195/50-15	1026	1922V	PL 1126	PLC 1126	SMX64
195/55-15	1022	1922V	PL 1122	PLC 1122	SMX67
195/60-15	1030	1926V	PL 1130	PLC 1130	SMX67
195/65-15	1030	1930V	PL 1130	PLC 1130	SMX69
195/70-15	1034	1930V	PL 1134	PLC 1134	SMX73
195/75-15	1034	1934V	PL 1134	PLC 1134	---
195/80-15	1034	1934V	PL 1134	PLC 1134	---
195-15	1034	1934V	PL 1134	PLC 1134	---
205/50-15	1026	1922V	PL 1126	PLC 1126	SMX67
205/55-15	1026	1926V	PL 1130	PLC 1130	SMX67
205/60-15	1030	1930V	PL 1134	PLC 1134	SMX69
205/65-15	1034	1930V	PL 1134	PLC 1134	SMX73
205/70-15	1034	1934V	PL 1134	PLC 1134	---
205/75-15	1034	1938V	PL 1138	PLC 1138	---
205-15	1038	1938V	PL 1138	PLC 1138	---
215/50-15	1026	1926V	PL 1126	PLC 1126	SMX67
215/55-15	1030	---	PL 1130	PLC 1130	---
215/60-15	1034	1934V	PL 1134	PLC 1134	SMX73
215/65-15	1038	1938V	PL 1138	PLC 1138	SMX75
215/70-15	1038	1938V	PL 1138	PLC 1138	SMX75
215/75-15	1038	1942V	PL 1138	PLC 1138	---
215-15	1042	---	PL 1142	PLC 1142	---
220/45-15	1026	---	PL 1126	PLC 1126	---
225/50-15	1030	1930V	PL 1130	PLC 1130	SMX69
225/55-15	1034	1934V	PL 1134	PLC 1134	SMX75
225/60-15	1034	1934V	PL 1134	PLC 1134	SMX75
225/65-15	1038	1938V	PL 1138	PLC 1138	SMX75
225/70-15	1038	1942V	PL 1138	PLC 1138	---
225/75-15	1042	1942V	PL 1142	PLC 1142	---
225/80-15	1042	1946V	PL 1142	PLC 1142	---
225-15	1042	1946V	PL 1142	PLC 1142	---
235/55-15	1034	---	PL 1134	PLC 1134	SMX75
235/60-15	1038	1938V	PL 1138	PLC 1138	SMX75
235/65-15	1042	1942V	PL 1142	PLC 1142	---
235/70-15	1042	1946V	PL 1142	PLC 1142	---
235/75-15	1042	1946V	PL 1142	PLC 1142	---
235-15	1042	---	PL 1142	PLC 1142	---
240/45-15	1038	---	PL 1138	PLC 1138	---
245/50-15	1038	1934V	PL 1138	PLC 1138	---
245/60-15	1042	1942V	PL 1142	PLC 1142	SMX77
245/65-15	1042	1946V	PL 1142	PLC 1142	---
245/70-15	1042	1946V	PL 1144	PLC 1144	---
255/45-15	1038	---	PL 1138	PLC 1138	---
255/55-15	1042	---	PL 1142	PLC 1142	SMX73
255/60-15	1042	1946V	PL 1142	PLC 1142	SMX77
255/65-15	1042	---	PL 1142	PLC 1142	---
255/70-15	1046	---	PL 1144	PLC 1144	---
265/50-15	1042	1942V	PL 1142	PLC 1142	---
265/60-15	1042	1946V	PL 1142	PLC 1142	---
265/75-15	1046	---	PL 1146	PLC 1146	---

PASSENGER LIMITED CLEARANCE CLASS "S"

Tire Chain Fit Chart

PASSENGER LIMITED CLEARANCE CLASS "S"

Tire Sizes	Glacier				Pewag
	Cable Chains	V-Trac Cables	Twist Link "PL"	Square Link "PLC"	Sport-Matik "SMX"
15" Wheels					
275/50-15	1042	---	PL 1142	PLC 1142	---
275/60-15	1046	---	PL 1144	PLC 1144	---
285/40-15	1038	---	PL 1138	PLC 1138	---
295/50-15	1046	---	PL 1144	PLC 1144	---
FR/78-15	1038	---	PL 1138	PLC 1138	---
GR/78-15	1038	---	PL 1138	PLC 1138	---
16" Wheels					
155/80-16	1022	---	PL 1122	PLC 1122	---
175/75-16	1022	---	PL 1122	PLC 1122	---
185/50-16	---	---	---	---	SMX64
185/70-16	1030	---	PL 1130	PLC 1130	---
195/45-16	1026	---	PL 1126	PLC 1126	SMX64
195/50-16	1026	1922V	PL 1126	PLC 1126	SMX67
195/55-16	1030	---	PL 1130	PLC 1130	SMX69
195/60-16	1030	1930V	PL 1130	PLC 1130	SMX69
195/65-16	1030	1934V	PL 1130	PLC 1130	SMX73
195/80-16	1042	---	PL 1142	PLC 1142	---
205/40-16	1026	---	PL 1130	PLC 1130	---
205/45-16	1026	---	PL 1130	PLC 1130	SMX67
205/50-16	1034	1926V	PL 1134	PLC 1134	SMX69
205/55-16	1034	1930V	PL 1134	PLC 1134	SMX73
205/60-16	1034	1934V	PL 1138	PLC 1138	SMX73
205/65-16	1038	1938V	PL 1138	PLC 1138	SMX75
205/70-16	1038	1938V	PL 1138	PLC 1138	SMX75
205/80-16	1042	1942V	PL 1142	PLC 1142	---
215/40-16	1030	---	PL 1130	PLC 1130	SMX64
215/45-16	1034	---	PL 1134	PLC 1134	---
215/50-16	1034	1934V	PL 1134	PLC 1134	SMX69
215/55-16	1034	1934V	PL 1134	PLC 1134	SMX73
215/60-16	1034	1934V	PL 1134	PLC 1134	SMX75
215/65-16	1038	1938V	PL 1138	PLC 1138	SMX75
215/70-16	1038	1942V	PL 1138	PLC 1138	---
215/75-16	1042	---	PL 1142	PLC 1142	---
225/40-16	1030	---	PL 1134	PLC 1134	---
225/45-16	1034	1938V	PL 1134	PLC 1134	SMX69
225/50-16	1034	1934V	PL 1134	PLC 1134	SMX73
225/55-16	1038	1938V	PL 1138	PLC 1138	SMX75
225/60-16	1038	1942V	PL 1138	PLC 1138	SMX75
225/65-16	1038	1942V	PL 1138	PLC 1138	SMX77
225/70-16	1038	1946V	PL 1142	PLC 1142	---
225/75-16	1042	1946V	PL 1142	PLC 1142	---
235/50-16	1034	---	PL 1134	PLC 1134	SMX75
235/55-16	1038	1942V	PL 1138	PLC 1138	---
235/60-16	1042	1942V	PL 1142	PLC 1142	SMX77
235/65-16	1042	---	PL 1142	PLC 1142	---
235/75-16	1046	---	PL 1144	PLC 1144	---
245/45-16	1038	1938V	PL 1138	PLC 1138	SMX73
245/50-16	1038	1942V	PL 1142	PLC 1142	SMX75
245/55-16	1038	1942V	PL 1142	PLC 1142	SMX77
245/60-16	1042	1946V	PL 1142	PLC 1142	---
245/70-16	1046	---	PL 1144	PLC 1144	---

Tire Sizes	Glacier				Pewag
	Cable Chains	V-Trac Cables	Twist Link "PL"	Square Link "PLC"	Sport-Matik "SMX"
16" Wheels					
245/75-16	1046	---	PL 1144	PLC 1144	---
255/50-16	1042	1942V	PL 1142	PLC 1142	---
255/55-16	1042	1942V	PL 1142	PLC 1142	---
255/60-16	1042	---	PL 1144	PLC 1144	---
255/65-16	---	1942V	---	---	---
255/70-16	1046	---	PL 1146	PLC 1146	---
265/50-16	1042	1942V	PL 1142	PLC 1142	---
265/75-16	1042	---	PL 1144	PLC 1144	---
275/70-16	1042	---	PL 1144	PLC 1144	---
17" Wheels					
205/40-17	1026	---	PL 1130	PLC 1130	SMX67
205/45-17	1034	---	PL 1134	PLC 1134	SMX69
205/50-17	1038	---	PL 1138	PLC 1138	SMX73
215/40-17	1030	---	PL 1134	PLC 1134	SMX69
215/45-17	1034	---	PL 1134	PLC 1134	SMX69
215/50-17	1038	1934V	PL 1138	PLC 1138	SMX73
215/55-17	1038	---	PL 1138	PLC 1138	SMX77
215/60-17	1038	---	PL 1138	PLC 1138	SMX77
225/35-17	1026	---	PL 1126	PLC 1126	---
225/40-17	1030	---	PL 1130	PLC 1130	---
225/45-17	1034	---	PL 1134	PLC 1134	SMX73
225/50-17	1034	1938V	PL 1134	PLC 1134	SMX75
225/55-17	1038	---	PL 1142	PLC 1142	SMX77
225/60-17	1038	---	PL 1138	PLC 1138	---
225/65-17	1042	---	PL 1142	PLC 1142	---
235/40-17	1034	---	PL 1134	PLC 1134	---
235/45-17	1038	---	PL 1138	PLC 1138	SMX75
235/50-17	1038	---	PL 1138	PLC 1138	SMX75
235/55-17	1042	1942V	PL 1142	PLC 1142	SMX78
235/60-17	1042	---	PL 1142	PLC 1142	---
235/65-17	1046	1946V	PL 1146	PLC 1146	SMX80
235/70-17	---	---	PL 1146	PLC 1146	---
245/35-17	1034	---	PL 1134	PLC 1134	---
245/40-17	1038	---	PL 1138	PLC 1138	---
245/45-17	1038	---	PL 1142	PLC 1142	SMX77
245/50-17	1038	---	PL 1138	PLC 1138	---
245/55-17	1042	---	PL 1142	PLC 1142	---
245/65-17	1046	---	PL 1144	PLC 1144	---
255/40-17	1038	---	PL 1138	PLC 1138	SMX75
255/45-17	1042	---	PL 1142	PLC 1142	---
255/50-17	1042	---	PL 1142	PLC 1142	---
255/55-17	1042	---	PL 1142	PLC 1142	---
265/40-17	1042	---	PL 1144	PLC 1144	---
265/60-17	1042	---	PL 1142	PLC 1142	---
275/40-17	1042	1948V	PL 1142	PLC 1142	---
275/55-17	1046	---	PL 1146	PLC 1146	---
285/35-17	1042	---	PL 1142	PLC 1142	---
285/40-17	1042	---	PL 1142	PLC 1142	---
315/35-17	1042	---	PL 1144	PLC 1144	---
17.5" Wheels					
205/60-17.5	1030	---	PL 1130	PLC 1130	---
215/55-17.5	1034	---	PL 1134	PLC 1134	---



THIS IS A GUIDE ONLY
ACTUAL FITMENT MAY VARY
ALWAYS PRE-FIT CHAINS BEFORE USE



Tire Chain Fit Chart

Tire Sizes	Glacier				Pewag
	Cable Chains	V-Trac Cables	Twist Link "PL"	Square Link "PLC"	Sport-Matik "SMX"
18" Wheels					
215/35-18	1034	---	PL 1134	PLC 1134	---
215/40-18	1038	---	PL 1138	PLC 1138	---
215/35-18	1034	---	PL 1134	PLC 1134	---
215/40-18	1038	---	PL 1138	PLC 1138	---
215/45-18	1038	---	PL 1138	PLC 1138	---
215/55-18	1038	---	PL 1142	PLC 1142	---
225/35-18	1034	---	PL 1134	PLC 1134	---
225/40-18	1038	1938V	PL 1138	PLC 1138	SMX73
225/45-18	1038	---	PL 1138	PLC 1138	SMX75
225/50-18	1042	---	PL 1142	PLC 1142	---
225/60-18	1046	---	PL 1146	PLC 1146	---
225/65-18	1046	---	PL 1146	PLC 1146	---
235/40-18	1042	---	PL 1142	PLC 1142	SMX75
235/45-18	1042	---	PL 1142	PLC 1142	---
235/50-18	1042	---	PL 1142	PLC 1142	SMX78
235/55-18	1046	1946V	PL 1146	PLC 1146	---
235/60-18	1046	1946V	PL 1146	PLC 1146	SMX80
235/65-18	1046	---	PL 1146	PLC 1146	---
245/35-18	1034	---	PL 1134	PLC 1134	---
245/40-18	1038	1938V	PL 1138	PLC 1138	---
245/45-18	1042	1942V	PL 1142	PLC 1142	SMX77
245/50-18	1042	---	PL 1144	PLC 1144	SMX79
255/35-18	1042	---	PL 1142	PLC 1142	---
255/40-18	1038	---	PL 1138	PLC 1142	SMX77
255/45-18	1042	1942V	PL 1144	PLC 1144	---
255/55-18	1046	---	PL 1146	PLC 1146	---
265/35-18	1042	1942V	PL 1142	PLC 1142	SMX77
265/40-18	1042	1942V	PL 1142	PLC 1142	---
275/35-18	1042	1946V	PL 1142	PLC 1142	---
275/40-18	1046	1946V	PL 1146	PLC 1146	---
275/45-18	1046	---	PL 1146	PLC 1146	---
285/30-18	1046	---	PL 1146	PLC 1146	---
285/35-18	1046	1946V	PL 1146	PLC 1146	---
285/40-18	1046	---	PL 1146	PLC 1146	---
295/30-18	1046	---	PL 1146	PLC 1146	---
295/35-18	1046	---	PL 1146	PLC 1146	---
19" Wheels					
215/35-19	1034	1934V	PL 1134	PLC 1134	---
225/35-19	1034	---	PL 1134	PLC 1134	---
235/35-19	1038	---	PL 1138	PLC 1138	---
235/55-19	1046	---	PL 1146	PLC 1146	---
245/30-19	1034	1934V	PL 1134	PLC 1134	---
245/35-19	1042	---	PL 1142	PLC 1142	---
245/40-19	1042	---	PL 1142	PLC 1142	---
255/35-19	1042	---	PL 1142	PLC 1142	---
255/40-19	1042	---	PL 1144	PLC 1144	---
265/30-19	1042	---	PL 1144	PLC 1144	---
275/35-19	1046	1946V	PL 1146	PLC 1146	---
275/40-19	1046	---	PL 1146	PLC 1146	---
285/35-19	1046	---	PL 1146	PLC 1146	---
20" Wheels					
235/50-20	1046	---	PL 1146	PLC 1146	---

Tire Sizes	Glacier				Pewag
	Cable Chains	V-Trac Cables	Twist Link "PL"	Square Link "PLC"	Sport-Matik "SMX"
20" Wheels					
245/40-20	1042	---	PL 1144	PLC 1144	---
255/35-20	1042	---	PL 1144	PLC 1144	---
265/35-20	1042	---	PL 1142	PLC 1142	---
275/35-20	1042	---	PL 1142	PLC 1142	---
285/30-20	1042	---	PL 1144	PLC 1144	---
295/40-20	1046	---	PL 1146	PLC 1146	---
Metric Wheels					
165/70-360	1018	---	PL 1118	PLC 1118	---
165/70-365	1018	1922V	PL 1118	PLC 1118	---
185/65-365	1026	1926V	PL 1126	PLC 1126	---
185/70-365	1030	1930V	PL 1130	PLC 1130	---
200/60-365	1022	---	PL 1122	PLC 1122	---
180/65-390	1026	---	PL 1126	PLC 1126	---
185/65-390	1026	1926V	PL 1126	PLC 1126	---
190/65-390	1030	1930V	PL 1130	PLC 1130	---
165/70-360	1018	---	PL 1118	PLC 1118	---
165/70-365	1018	1922V	PL 1118	PLC 1118	---
185/65-365	1026	1926V	PL 1126	PLC 1126	---
185/70-365	1030	1930V	PL 1130	PLC 1130	---
200/60-365	1022	---	PL 1122	PLC 1122	---
180/65-390	1026	---	PL 1126	PLC 1126	---
185/65-390	1026	1926V	PL 1126	PLC 1126	---
190/65-390	1030	1930V	PL 1130	PLC 1130	---
200/60-390	1030	---	PL 1130	PLC 1130	---
205/60-390	1030	---	PL 1130	PLC 1130	---
220/55-390	1034	---	PL 1134	PLC 1134	---
220/60-390	1030	1930V	PL 1130	PLC 1130	---
220/65-390	1038	---	PL 1138	PLC 1138	---



Glacier Passenger Cable Shown

PASSENGER LIMITED CLEARANCE CLASS "S"

Tire Chain Fit Chart

Tire Size	Pewag Light Truck		Glacier Light Truck							Pewag Wide Base		Glacier Wide Base		Pewag/Glacier Mud Service		Pewag Pattern	
	Square Singles 2200	Square Duals 4200	Tw ist Singles 2200	Square Singles 2300	V-bar Singles 2800	Tw ist Duals 4200	Square Duals 4300	Cables Singles 2000	V-Trac Cables 2100	Square Singles 3200	Square Duals 3200	Tw ist Singles 3200	Tw ist Duals 3200	Square Singles 2400	Square Duals 4400	BrentaC 4x4 "XMR"	"ASV"
13" Wheels																	
7.00-13	E2201	---	H2201	---	---	---	---	---	---	---	---	---	---	---	---	---	---
14" Wheels																	
6.00-14	E2201	---	H2201	---	---	---	---	---	---	---	---	---	---	---	---	---	---
7.00-14	E2209	---	H2209	---	---	---	---	2009	---	---	---	---	---	---	---	---	ASV69
27x8.5-14	E2211	---	H2211	---	---	---	---	---	---	---	---	---	---	2433	---	---	---
27x9.5-14	E2216	---	H2216	H2316	H2816	---	---	2016	---	---	---	---	---	2433	---	---	---
28x8.5-14	E2209	---	H2209	---	---	---	---	2009	---	---	---	---	---	---	---	---	---
29x9.5-14	E2216	---	H2216	H2316	H2816	---	---	2016	---	---	---	---	---	---	---	---	---
185/75-14	E2201	---	H2201	---	---	---	---	---	---	---	---	---	---	---	---	---	---
185-14	E2201	---	H2201	---	---	---	---	---	---	---	---	---	---	---	---	---	ASV69
195/75-14	E2209	---	H2209	---	---	---	---	2009	---	---	---	---	---	---	---	---	---
205/70-14	E2209	---	H2209	---	---	---	---	2009	---	---	---	---	---	---	---	---	---
205/75-14	E2209	---	H2209	---	---	---	---	2009	---	---	---	---	---	---	---	---	---
215/70-14	E2209	---	H2209	---	---	---	---	2009	---	---	---	---	---	---	---	---	---
215/75-14	E2216	---	H2216	H2316	H2816	---	---	2016	---	---	---	---	---	---	---	---	---
215/75-14	E2216	---	H2216	H2316	H2816	---	---	2016	---	---	---	---	---	---	---	---	---
225/60-14	E2209	---	H2209	---	---	---	---	2009	---	---	---	---	---	---	---	---	---
225/70-14	E2216	---	H2216	H2316	H2816	---	---	2009	---	---	---	---	---	---	---	---	---
225-14	E2219	---	H2219	H2319	H2819	---	---	2019	---	---	---	---	---	---	---	XMR77	---
235/70-14	E2229	---	H2229	H2329	H2829	---	---	2019	---	---	---	---	---	---	---	XMR77	---
245/70-14	E2229	---	H2229	H2329	H2829	---	---	2029	---	---	---	---	---	---	---	---	---
255/60-14	E2229	---	H2229	H2329	H2829	---	---	2029	---	---	---	---	---	---	---	XMR77	---
265/60-14	E2229	---	H2229	H2329	H2829	---	---	2029	---	---	---	---	---	---	---	XMR77	---
275/60-14	E2229	---	H2229	H2329	H2829	---	---	2029	---	---	---	---	---	---	---	---	---
ER78-14	E2209	---	H2209	---	---	---	---	2009	---	---	---	---	---	---	---	---	---
7-14.5	E2209	---	H2209	---	---	---	---	2009	---	---	---	---	---	---	---	---	---
8-14.5	E2216	E4216	H2216	H2316	H2816	H4216	---	2016	---	---	---	---	---	---	---	---	---
9-14.5	E2216	E4216	H2216	H2316	H2816	H4216	---	2016	---	---	---	---	---	---	---	---	---
27x8.5-14.5	E2216	---	H2216	H2316	H2816	---	---	2016	---	---	---	---	---	---	---	---	---
15" Wheels																	
6.7-15	E2216	---	H2216	H2316	H2816	---	---	2016	---	---	---	---	---	---	---	---	ASV75
7-15	E2219	---	H2219	H2319	H2819	---	---	2019	2117V	E3237	---	H3237	---	2437	---	XMR77	ASV77
7.1-15	E2216	---	H2216	H2316	H2816	---	---	2016	---	---	---	---	---	---	---	---	---
7.5-15	E2219	E4219	H2219	H2319	H2819	H4219	---	2019	2119V	---	E3251	---	H3251	2435	---	XMR79	ASV80
8.25-15	E2237	E4237	H2237	H2337	H2837	H4237	---	2037	2121V	---	---	---	---	2441	---	---	---
9-15	E2237	E4237	H2237	H2337	H2837	H4237	---	2037	2129V	---	---	---	---	---	---	---	---
10-15	E2239	E4239	H2239	H2339	---	H4239	H4339	2039	2129V	---	---	---	---	2441	4435	XMR81	ASV82
11-15	E2228	---	H2228	H2328	H2828	---	---	---	---	E3227	---	H3227	---	2441	---	---	---
12-15	---	---	---	---	---	---	---	---	---	E3229	---	H3229	---	---	---	---	---
14x36.5-15	---	---	---	---	---	---	---	---	---	E3255	---	H3255	---	---	---	---	---
14-15	---	---	---	---	---	---	---	---	---	E3255	---	H3255	---	---	---	---	---
27x9.5-15	E2229	E4229	H2229	H2329	H2829	H4229	---	2029	---	---	---	---	---	2433	---	---	---
27x10.5x15	E3210	---	H3210	---	---	---	---	3010	---	---	---	---	---	---	---	---	---
28x8.5-15	E2229	---	H2229	H2329	H2829	---	---	2029	---	---	---	---	---	---	---	---	---
29x9.5-15	E2229	---	H2229	H2329	H2829	---	---	2029	---	---	---	---	---	---	---	---	---
29x10.5-15	---	---	---	---	H3810	---	---	---	---	E3210	---	H3210	---	---	---	---	---
29x11.5-15	E3210	---	H3210	---	H3810	---	---	---	---	E3227	---	H3227	---	---	---	---	---
29x12.5-15	---	---	---	---	---	---	---	---	---	E3227	---	H3227	---	---	---	---	---
30x7.5-15	E2229	---	H2229	H2329	H2829	---	---	2029	---	---	---	---	---	2435	---	---	---
30x9.5-15	E2229	E4229	H2229	H2329	H2829	H4229	---	2029	2119V	---	---	---	---	2437	---	XMR80	ASV80

LIGHT TRUCK



THIS IS A GUIDE ONLY
ACTUAL FITMENT MAY VARY
ALWAYS PRE-FIT CHAINS BEFORE USE



Tire Chain Fit Chart

Tire Size	Pewag Light Truck		Glacier Light Truck							Pewag Wide Base		Glacier Wide Base		Pewag/Glacier Mud Service		Pewag Pattern		
	Square Singles	Square Duals	Twist Singles	Square Singles	V-bar Singles	Twist Duals	Square Duals	Cables Singles	V-Trac Cables	Square Singles	Square Duals	Twist Singles	Twist Duals	Square Singles	Square Duals	BrentaC 4x4	"XMR"	"ASV"
	2200	4200	2200	2300	2800	4200	4300	2000	2100	3200	3200	3200	3200	2400	4400	"XMR"	"ASV"	
15" Wheels																		
30x10.5-15	---	---	---	---	H3810	---	---	---	---	E3210	---	H3210	---	2437	---	XMR80	---	
31x9.5-15	---	---	---	---	---	---	---	3027	2119V	E3227	---	H3227	---	---	---	---	---	
31x10.5-15	E3210	---	H3210	---	H3810	---	---	3010	2121V	E3227	---	H3227	---	2437	---	XMR81	ASV81	
31x11.5-15	E2228	E4228	H2228	H2328	---	H4228	---	2029	2121V	E3227	---	H3227	---	---	---	XMR82	ASV82	
31x12.5-15	E3210	---	H3210	---	H3810	---	---	3010	---	E3227	---	H3227	---	2437	---	---	---	
31x13.5-15	---	---	---	---	---	---	---	3029	---	E3229	---	H3229	---	---	---	---	---	
31x15.5-15	---	---	---	---	---	---	---	---	---	E3237	---	H3237	---	---	---	---	---	
32x9.5-15	---	---	---	---	---	---	---	3027	---	E3227	---	H3227	---	---	---	---	---	
32x11.5-15	E2228	E4228	H2228	H2328	H2828	H4228	---	2028	2114V	E3227	---	H3227	---	2439	---	XMR82	ASV82	
32x12.5-15	---	---	---	---	---	---	---	3029	2114V	E3229	---	H3229	---	---	---	---	---	
33x9.5-15	---	---	---	---	---	---	---	3027	---	E3227	---	H3227	---	---	---	---	---	
33x10.5-15	E2228	---	H2228	H2328	H2828	---	---	2028	---	E3229	---	H3229	---	---	---	---	---	
33x12.5-15	---	---	---	---	---	---	---	2033	2114V	E3229	---	H3229	---	---	---	---	---	
33x13.5-15	---	---	---	---	---	---	---	2033	---	E3229	---	H3229	---	---	---	---	---	
33x14-15	---	---	---	---	---	---	---	2033	---	E3229	---	H3229	---	---	---	---	---	
33x14.5-15	E2226	---	H2226	---	---	---	---	---	---	E3231	---	H3231	---	---	---	---	---	
34x9.5-15	---	---	---	---	---	---	---	3027	---	E3227	---	H3227	---	---	---	---	---	
35x10.5-15	E2226	---	H2226	---	---	---	---	2037	---	E3231	---	H3231	---	---	---	---	---	
35x12.5-15	E2226	---	H2226	---	---	---	---	2037	---	E3235	---	H3235	---	2441	---	---	---	
35x13.5-15	E2226	---	H2226	---	---	---	---	2037	---	E3235	---	H3235	---	2441	---	---	---	
35x14-15	E2226	---	H2226	---	---	---	---	2037	---	E3235	---	H3235	---	---	---	---	---	
35x14.5-15	---	---	---	---	---	---	---	---	---	E3251	---	H3251	---	---	---	---	---	
35x15-15	---	---	---	---	---	---	---	---	---	E3251	---	H3251	---	---	---	---	---	
35x15.5-15	---	---	---	---	---	---	---	---	---	E3237	---	H3237	---	---	---	---	---	
36x12.5-15	E2226	---	H2226	---	---	---	---	---	---	E3235	---	H3235	---	---	---	---	---	
36x13.5-15	E2226	---	H2226	---	---	---	---	---	---	E3235	---	H3235	---	---	---	---	---	
36x14-15	---	---	---	---	---	---	---	---	---	E3251	---	H3251	---	---	---	---	---	
36x14.5-15	---	---	---	---	---	---	---	---	---	E3251	---	H3251	---	---	---	---	---	
36x15.5-15	---	---	---	---	---	---	---	---	---	E3251	---	H3251	---	---	---	---	---	
37x12.5-15	---	---	---	---	---	---	---	---	---	E3235	---	H3235	---	---	---	---	---	
37x14.5-15	---	---	---	---	---	---	---	---	---	E3251	---	H3251	---	---	---	---	---	
38x12.5-15	---	---	---	---	---	---	---	---	---	E3259	---	H3259	---	---	---	---	---	
38x14.5-15	---	---	---	---	---	---	---	---	---	E3259	---	H3259	---	---	---	---	---	
38x15-15	---	---	---	---	---	---	---	---	---	E3259	---	H3259	---	---	---	---	---	
44x18.5-15	---	---	---	---	---	---	---	---	---	E3269	---	H3269	---	---	---	---	---	
195/65-15	E2201	---	H2201	---	---	---	---	---	---	---	---	---	---	---	---	---	---	
195/75-15	E2209	---	H2209	---	---	---	---	2009	---	---	---	---	---	2433	---	---	---	
195/80-15	---	---	---	---	---	---	---	---	---	---	---	---	---	---	---	---	---	
195-15	E2209	---	H2209	---	---	---	---	2009	---	---	---	---	---	2433	---	---	---	
205/75-15	E2209	---	H2209	---	---	---	---	2009	---	---	---	---	---	2433	---	---	---	
215/70-15	---	---	---	---	---	---	---	---	---	---	---	---	---	---	---	---	---	
215/75-15	E2216	---	H2216	H2316	H2816	---	---	2016	2115V	---	---	---	---	2433	---	XMR77	ASV77	
215/80-15	---	---	---	---	---	---	---	---	---	---	---	---	---	---	---	XMR79	ASV79	
215-15	E2216	---	H2216	H2316	H2816	---	---	2016	---	---	---	---	---	2433	---	XMR79	ASV79	
225/70-15	E2216	---	H2216	H2316	H2816	---	---	2016	2115V	---	---	---	---	2433	---	XMR76	ASV77	
225/75-15	E2216	---	H2216	H2316	H2816	---	---	2016	2115V	---	---	---	---	2435	---	XMR77	ASV78	
225/80-15	E2216	---	H2216	H2316	H2816	---	---	2016	2115V	---	---	---	---	---	---	XMR79	ASV77	
225-15	E2216	---	H2216	H2316	H2816	---	---	2016	---	---	---	---	---	---	---	XMR79	ASV78	
235/70-15	E2216	---	H2216	H2316	H2816	---	---	2016	2117V	---	---	---	---	2435	---	XMR79	ASV79	
235/75-15	E2219	E4219	H2219	H2319	H2819	H4219	---	2016	2117V	---	---	---	---	2435	---	XMR79	ASV79	
235-15	E2219	E4219	H2219	H2319	H2819	H4219	---	2019	---	---	---	---	---	2437	---	---	---	
245/60-15	E2216	---	H2216	H2316	H2816	---	---	2016	---	---	---	---	---	2435	---	XMR79	ASV79	

LIGHT TRUCK

Tire Chain Fit Chart

Tire Size	Pewag Light Truck		Glacier Light Truck								Pewag Wide Base		Glacier Wide Base		Pewag/Glacier Mud Service		Pewag Pattern	
	Square Singles	Square Duals	Twist Singles	Square Singles	V-bar Singles	Twist Duals	Square Duals	Cables Singles	V-Trac Cables	Square Singles	Square Duals	Twist Singles	Twist Duals	Square Singles	Square Duals	BrentaC 4x4 "XMR"	"ASV"	
	2200	4200	2200	2300	2800	4200	4300	2000	2100	3200	3200	3200	3200	2400	4400			
15" Wheels																		
245/70-15	E2219	E4219	H2219	H2319	H2819	H4219	---	2019	2115V	---	---	---	---	2435	---	XMR79	ASV79	
245/75-15	E2219	E4219	H2219	H2319	H2819	H4219	---	2019	2121V	---	---	---	---	2437	---	---	---	
245/85-15	E2228	E4228	H2228	H2328	H2828	H4228	---	2028	---	---	---	---	---	2441	---	---	---	
255/60-15	E2229	E4229	H2229	H2329	H2829	H4229	---	2029	2119V	---	---	---	---	---	---	XMR77	ASV77	
255/65-15	E2229	E4229	H2229	H2329	H2829	H4229	---	2029	2129V	---	---	---	---	---	---	---	---	
255/70-15	E2229	E4229	H2229	H2329	H2829	H4229	---	2029	2119V	---	---	---	---	2437	---	XMR80	ASV80	
255/75-15	E2228	E4228	H2228	H2328	H2828	H4228	---	2028	2127V	---	---	---	---	2439	---	XMR81	ASV81	
255/80-15	---	---	---	---	---	---	---	---	---	---	---	---	---	---	---	XMR81	---	
255-15	---	---	---	---	---	---	---	---	---	---	---	---	---	---	---	XMR81	---	
265/60-15	E2229	---	H2229	H2329	H2829	---	---	2029	---	---	---	---	---	---	---	---	---	
265/65-15	E2229	---	H2229	H2329	H2829	---	---	2029	---	---	---	---	---	---	---	---	---	
265/70-15	E2221	---	H2221	---	H2821	---	---	2021	2119V	---	---	---	---	2439	4439	XMR81	ASV81	
265/75-15	E2221	---	H2221	---	H2821	---	---	2021	2121V	E3227	---	H3227	---	2439	---	XMR81	ASV81	
275/60-15	E2229	E4229	H2229	H2329	H2829	H4229	---	2029	---	---	---	---	---	2437	---	XMR80	ASV80	
275/65-15	---	---	---	---	---	---	---	---	---	---	---	---	---	---	---	XMR81	---	
275/70-15	---	---	---	---	---	---	---	---	---	---	---	---	---	---	---	XMR81	---	
275/75-15	E2228	---	H2228	H2328	H2829	---	---	2028	---	---	---	---	---	---	---	---	---	
285/70-15	E2228	---	H2228	H2328	H2829	---	---	2028	2114	---	---	---	---	---	---	---	---	
285/75-15	---	---	---	---	---	---	---	---	---	E3229	---	H3229	---	---	---	---	---	
295/50-15	E2229	---	H2229	H2329	H2829	---	---	2029	---	---	---	---	---	---	---	---	---	
305/50-15	E2229	---	H2229	H2329	H2829	---	---	2029	---	---	---	---	---	---	---	---	---	
305/75-15	E2226	---	H2226	---	---	---	---	---	---	E3231	---	H3231	---	---	---	---	---	
315/70-15	---	---	---	---	---	---	---	---	---	E3229	---	H3229	---	---	---	---	---	
325/60-15	---	---	---	---	---	---	---	---	---	E3229	---	H3229	---	---	---	---	---	
355/65-15	---	---	---	---	---	---	---	---	---	E3229	---	H3229	---	---	---	---	---	
CR78-15	E2209	---	H2209	---	---	---	---	2009	---	---	---	---	---	---	---	---	---	
GR78-15	E2216	---	H2216	H2316	H2816	---	---	2016	---	---	---	---	---	---	---	---	---	
HR78-15	E2216	---	H2216	H2316	H2816	---	---	2016	---	---	---	---	---	2433	---	---	---	
LR78-15	E2219	E4219	H2219	H2319	H2819	H4219	---	2019	---	---	---	---	---	2435	---	---	---	
NR78-15	E2221	E4221	H2221	H2321	H2821	H4221	---	2021	---	---	---	---	---	2437	---	---	---	
QR78-15	---	---	---	---	---	---	---	---	---	E3235	---	H3235	---	---	---	---	---	
185/70-15.5	E2209	---	H2209	---	---	---	---	2009	---	---	---	---	---	---	---	---	---	
16" Wheels																		
6-16	E2206	---	H2206	---	---	---	---	---	---	---	---	---	---	---	---	---	ASV75	
6.5-16	E2216	---	H2216	H2316	H2816	---	---	2016	---	---	---	---	---	2435	---	XMR77	ASV77	
7-16	E2219	E4219	H2219	H2319	H2819	H4219	---	2019	2119V	---	---	---	---	2435	---	XMR80	ASV79	
7.5-16	E2221	E4221	H2221	H2321	H2821	H4221	---	2021	2119V	---	E3251	---	H3251	2437	4437	XMR81	ASV81	
8.25-16	E2228	E4228	H2228	H2328	H2828	H4228	---	2028	---	---	---	---	---	---	---	---	ASV84	
8.75-16	E2237	E4237	H2237	H2337	---	H4237	---	2037	---	---	---	---	---	---	---	---	---	
9-16	E2237	E4237	H2237	H2337	---	H4237	---	2037	---	---	---	---	---	---	---	---	ASV85	
11-16	---	---	---	---	---	---	---	---	---	E3229	---	H3229	---	---	---	---	---	
12-16	---	---	---	---	---	---	---	---	---	E3229	---	H3229	---	---	---	---	---	
29x9.5-16	E2216	---	H2216	H2316	H2816	---	---	2016	---	---	---	---	---	---	---	---	---	
30x9.5-16	E2229	---	H2229	H2329	H2829	---	---	2029	2119V	---	---	---	---	2437	---	---	---	
31x10.5-16	---	---	---	---	H3810	---	---	3010	---	E3210	---	H3210	---	2437	---	---	---	
31x16-16	---	---	---	---	---	---	---	---	---	E3259	---	H3259	---	---	---	---	---	
31x11.5-16	---	---	---	---	---	---	---	3027	---	E3227	---	H3227	---	---	---	---	---	
32x11.5-16	---	---	---	---	---	---	---	---	---	E3227	---	H3227	---	---	---	---	---	
33x12.5-16	---	---	---	---	---	---	---	2033	---	E3231	---	H3231	---	---	---	---	---	
33x13.5-16	---	---	---	---	---	---	---	2033	---	E3231	---	H3231	---	---	---	---	---	
34x9-16	---	---	---	---	---	---	---	---	---	E3227	---	H3227	---	---	---	---	---	
35x12.5-16	E2226	---	H2226	---	---	---	---	2037	---	E3231	---	H3231	---	---	---	---	---	

LIGHT TRUCK



THIS IS A GUIDE ONLY
ACTUAL FITMENT MAY VARY
ALWAYS PRE-FIT CHAINS BEFORE USE



Tire Chain Fit Chart

Tire Size	Pewag Light Truck		Glacier Light Truck							Pewag Wide Base		Glacier Wide Base		Pewag/Glacier Mud Service		Pewag Pattern		
	Square Singles	Square Duals	Twist Singles	Square Singles	V-bar Singles	Twist Duals	Square Duals	Cables Singles	V-Trac Cables	Square Singles	Square Duals	Twist Singles	Twist Duals	Square Singles	Square Duals	Brenta 4x4	"XMR"	"ASV"
	2200	4200	2200	2300	2800	4200	4300	2000	2100	3200	3200	3200	3200	2400	4400			
16" Wheels																		
35x13.5-16	---	---	---	---	---	---	---	---	---	E3235	---	H3235	---	---	---	---	---	---
36x13.5-16	---	---	---	---	---	---	---	2039	---	E3235	---	H3235	---	---	---	---	---	---
36.5x14-16	---	---	---	---	---	---	---	2039	---	E3235	---	H3235	---	---	---	---	---	---
38x15-16	---	---	---	---	---	---	---	---	---	E3265	---	H3265	---	---	---	---	---	---
185-16	E2219	---	H2219	H2319	H2819	---	---	2019	---	---	---	---	---	---	---	---	---	---
195/75-16	E2216	---	H2216	H2316	H2816	---	---	2016	---	---	---	---	---	---	---	---	---	---
195/85-16	---	---	---	---	---	---	---	---	---	---	---	---	---	---	---	---	XMR77	---
195-16	E2219	---	H2219	H2319	H2819	---	---	2019	---	---	---	---	---	---	---	---	---	---
205/75-16	E2216	---	H2216	H2316	H2816	---	---	2016	---	---	---	---	2433	---	XMR77	ASV77	---	---
205/80-16	E2229	---	H2229	H2329	H2829	---	---	2029	---	---	---	---	2433	---	---	---	---	---
205-16	E2216	---	H2216	H2316	H2816	---	---	2016	---	---	---	---	2435	---	XMR79	ASV77	---	---
215/65-16	E2216	---	H2216	H2316	H2816	---	---	2016	---	---	---	---	2435	---	---	---	---	---
215/70-16	E2216	---	H2216	H2316	H2816	---	---	2016	2115V	---	---	---	2435	---	XMR77	---	---	---
215/75-16	E2216	E4216	H2216	H2316	H2816	H4216	---	2016	2115V	---	---	---	---	---	XMR79	ASV79	---	---
215/80-16	E2219	E4219	H2219	H2319	H2819	H4219	---	2019	---	---	---	---	---	---	XMR80	ASV79	---	---
215/85-16	E2219	E4219	H2219	H2319	H2819	H4219	---	2019	2119V	---	---	---	2435	---	---	---	---	---
215-16	---	---	---	---	---	---	---	---	---	---	---	---	---	---	---	XMR80	ASV79	---
225/50-16	E2209	---	H2209	---	---	---	---	---	---	---	---	---	---	---	---	---	---	---
225/70-16	E2216	E4216	H2216	H2316	H2816	H4216	---	2016	2115V	---	---	---	2435	---	XMR79	---	---	---
225/75-16	E2219	E4219	H2219	H2319	H2819	H4219	---	2019	2117V	---	---	---	2435	---	XMR79	ASV80	---	---
225/80-16	E2219	E4219	H2219	H2319	H2819	H4219	---	2019	---	---	---	---	2435	---	---	---	---	---
225/85-16	E2228	---	H2228	H2328	H2828	---	---	---	---	---	---	---	2437	---	---	---	---	---
235/60-16	E2216	---	H2216	H2316	H2816	---	---	2016	---	---	---	---	2433	---	XMR77	ASV77	---	---
235/65-16	E2229	E4229	H2229	H2329	H2829	H4229	---	2029	---	---	---	---	---	---	XMR79	---	---	---
235/70-16	E2229	E4229	H2229	H2329	H2829	H4229	---	2029	2119V	---	---	---	2435	---	XMR80	ASV80	---	---
235/75-16	E2219	E4219	H2219	H2319	H2819	H4219	---	2019	2119V	---	---	---	2435	---	XMR82	ASV82	---	---
235/80-16	E2219	E4219	H2219	H2319	H2819	H4219	---	2019	2117V	---	---	---	---	---	---	---	---	---
235/85-16	E2221	E4219	H2221	H2321	H2821	H4219	---	2021	2121V	E3227	E3251	H3227	H3251	2437	4412	XMR82	ASV82	---
245/60-16	E2229	E4229	H2229	H2329	H2829	H4229	---	2029	---	---	---	---	---	---	XMR79	---	---	---
245/65-16	E2229	E4229	H2229	H2329	H2829	H4229	---	2029	2119V	---	---	---	---	---	---	---	---	---
245/70-16	E2229	E4229	H2229	H2329	H2829	H4229	---	2029	2119V	---	---	---	2435	---	XMR80	ASV80	---	---
245/75-16	E2221	E4221	H2221	H2321	H2821	H4221	---	2021	2129V	---	---	---	2437	4412	XMR81	ASV81	---	---
245/85-16	E2228	E4228	H2228	H2328	H2828	H4228	---	2028	---	---	---	---	2437	4412	---	---	---	---
245/-16	---	---	---	---	---	---	---	---	---	E3227	---	H3227	---	---	---	XMR82	ASV82	---
255/65-16	E2229	E4229	H2229	H2329	H2829	H4229	---	2029	2119V	---	---	---	---	---	XMR80	ASV80	---	---
255/70-16	---	---	---	---	---	---	---	3010	2129V	E3210	---	H3210	---	---	---	XMR81	---	---
255/75-16	E2228	E4228	H2228	H2328	H2828	H4228	---	2028	2127V	---	---	---	2437	---	---	---	---	---
255/85-16	E2228	E4228	H2228	H2328	H2828	H4228	---	2028	2114V	---	---	---	2437	---	---	---	---	---
265/50-16	E2229	E4229	H2229	H2329	H2829	H4229	---	2029	---	---	---	---	---	---	---	---	---	---
265/55-16	E2229	E4229	H2229	H2329	H2829	H4229	---	2029	---	---	---	---	---	---	---	---	---	---
265/65-16	E2229	E4229	H2229	H2329	H2829	H4229	---	2029	2119V	---	---	---	---	---	XMR80	---	---	---
265/70-16	E2228	E4228	H2228	H2328	H2828	H4228	---	2028	2129V	E3227	---	H3227	---	2441	---	XMR82	---	---
265/75-16	E2228	E4228	H2228	H2328	H2828	H4228	---	2028	2127V	E3227	---	H3227	---	2439	---	XMR82	ASV82	---
265/85-16	E2228	E4228	H2228	H2328	H2828	H4228	---	2028	---	---	---	---	---	---	---	---	---	---
275/55-16	E2229	---	H2229	H2329	---	---	---	2029	2119V	---	---	---	---	---	---	---	---	---
275/60-16	E3210	---	H3210	---	H3810	---	---	3010	---	E3227	---	H3227	---	2437	---	---	---	---
275/65-16	E3210	---	H3210	---	H3810	---	---	3010	---	---	---	---	---	---	---	---	---	---
275/70-16	E2228	---	H2228	H2328	H2828	---	---	2028	2121V	E3227	---	H3227	---	2439	---	XMR82	ASV82	---
275/75-16	---	---	---	---	---	---	---	---	---	E3227	---	H3227	---	---	---	---	---	---
285/60-16	E2228	---	H2228	H2328	H2828	---	---	2028	---	---	---	---	---	---	---	---	---	---
285/65-16	---	---	---	---	---	---	---	---	---	E3210	---	H3210	---	---	---	---	---	---
285/70-16	E2228	---	H2228	H2328	H2828	---	---	2028	2114V	E3229	---	H3229	---	---	---	---	---	---

LIGHT TRUCK

Tire Chain Fit Chart

Tire Size	Pewag Light Truck		Glacier Light Truck							Pewag Wide Base		Glacier Wide Base		Pewag/Glacier Mud Service		Pewag Pattern		
	Square Singles	Square Duals	Twist Singles	Square Singles	V-bar Singles	Twist Duals	Square Duals	Cables Singles	V-Trac Cables	Square Singles	Square Duals	Twist Singles	Twist Duals	Square Singles	Square Duals	BrentaC 4x4	"XMR"	"ASV"
	2200	4200	2200	2300	2800	4200	4300	2000	2100	3200	3200	3200	3200	2400	4400			
16" Wheels																		
285/75-16	E2228	---	H2228	H2328	H2828	---	---	2028	2114V	E3229	---	H3229	---	---	---	---	---	---
295/65-16	---	---	---	---	---	---	---	---	2114V	E3229	---	H3229	---	---	---	---	---	---
295/75-16	---	---	---	---	---	---	---	---	---	E3229	---	H3229	---	---	---	---	---	---
305/70-16	E2226	---	H2226	---	---	---	---	2033	---	E3231	---	H3231	---	2441	---	---	---	---
305/85-16	---	---	---	---	---	---	---	---	---	E3259	---	H3259	---	---	---	---	---	---
315/70-16	E2226	---	H2226	---	---	---	---	2037	---	E3231	---	H3231	---	2441	---	---	---	---
315/75-16	E2226	---	H2226	---	---	---	---	2037	---	E3231	---	H3231	---	2441	---	---	---	---
325/85-16	---	---	---	---	---	---	---	---	---	E3235	---	H3235	---	---	---	---	---	---
365/65-16	---	---	---	---	---	---	---	---	---	E3235	---	H3235	---	---	---	---	---	---
HR78-16	E2219	---	H2219	H2319	---	---	---	2019	---	---	---	---	---	---	---	---	---	---
LR78-16	E2221	E4221	H2221	H2321	H2821	H4221	---	2021	---	---	---	---	---	2437	---	---	---	---
16.5" Wheels																		
8-16.5	E2216	---	H2216	H2316	H2816	---	---	2016	2115V	---	---	---	---	2433	---	---	---	---
8.5-16.5	E2216	---	H2216	H2316	H2816	---	---	2016	---	---	---	---	---	2433	---	---	---	---
8.75R-16.5	E2219	E4219	H2219	H2319	H2819	H4219	---	2019	2115V	---	---	---	---	---	---	---	---	---
9.5-16.5	E2221	E4221	H2221	H2321	H2221	H4221	---	2021	2129V	E3227	---	H3227	---	2437	---	---	---	---
10-16.5	---	---	---	---	---	---	---	3010	---	E3210	---	H3210	---	---	---	---	---	---
12-16.5	---	---	---	---	---	---	---	3029	2127V	E3229	---	H3229	---	---	---	---	---	---
14-16.5	---	---	---	---	---	---	---	---	---	E3235	---	H3235	---	---	---	---	---	---
30x9.5-16.5	---	---	---	---	---	---	---	3010	---	E3210	---	H3210	---	---	---	---	---	---
31x10.5-16.5	---	---	---	---	---	---	---	3027	2119V	E3227	---	H3227	---	---	---	---	---	---
31x11.5-16.5	---	---	---	---	---	---	---	3027	2129V	E3227	---	H3227	---	---	---	---	---	---
32x11.5-16.5	---	---	---	---	---	---	---	3027	2127V	E3227	---	H3227	---	---	---	---	---	---
32x12.5-16.5	---	---	---	---	---	---	---	3029	2114V	E3229	---	H3229	---	---	---	---	---	---
33x12.5-16.5	---	---	---	---	---	---	---	3029	2114V	E3229	---	H3229	---	---	---	---	---	---
35x14-16.5	---	---	---	---	---	---	---	---	---	E3235	---	H3235	---	---	---	---	---	---
33x15-16.5	---	---	---	---	---	---	---	---	---	E3229	---	H3229	---	---	---	---	---	---
35x12.5-16.5	---	---	---	---	---	---	---	---	2114V	E3235	---	H3235	---	---	---	---	---	---
36x12.5-16.5	---	---	---	---	---	---	---	---	---	E3235	---	H3235	---	---	---	---	---	---
30x9.5-16.5	---	---	---	---	---	---	---	---	---	E3210	---	H3210	---	---	---	---	---	---
31x10.5-16.5	---	---	---	---	---	---	---	3027	---	E3227	---	H3227	---	---	---	---	---	---
31x11.5-16.5	---	---	---	---	---	---	---	3027	2129V	E3227	---	H3227	---	---	---	---	---	---
31x13.5-16.5	---	---	---	---	---	---	---	---	---	E3229	---	H3229	---	---	---	---	---	---
32x11.5-16.5	---	---	---	---	---	---	---	---	2129V	E3227	---	H3227	---	---	---	---	---	---
32x12.5-16.5	---	---	---	---	---	---	---	3029	2114V	E3229	---	H3229	---	---	---	---	---	---
33x10.5-16.5	---	---	---	---	---	---	---	---	---	E3229	---	H3229	---	---	---	---	---	---
33x12.5-16.5	---	---	---	---	---	---	---	3029	2144V	E3229	---	H3229	---	---	---	---	---	---
33x14.5-16.5	---	---	---	---	---	---	---	---	---	E3229	---	H3229	---	---	---	---	---	---
35x12.5-16.5	E2226	---	H2226	---	---	---	---	---	2114V	E3231	---	H3231	---	---	---	---	---	---
35x14-16.5	E2226	---	H2226	---	---	---	---	---	---	E3231	---	H3231	---	---	---	---	---	---
36x12.5-16.5	E2226	---	H2226	---	---	---	---	---	---	E3235	---	H3235	---	2445	---	---	---	---
36x13.5-16.5	E2226	---	H2226	---	---	---	---	2039	---	E3235	---	H3235	---	2445	---	---	---	---
36x14-16.5	E2226	---	H2226	---	---	---	---	2039	---	E3235	---	H3235	---	2445	---	---	---	---
36x14.5-16.5	---	---	---	---	---	---	---	---	---	E3251	---	H3251	---	---	---	---	---	---
37x12.5-16.5	---	---	---	---	---	---	---	---	---	E3235	---	H3235	---	---	---	---	---	---
37x14.5-16.5	---	---	---	---	---	---	---	---	---	E3251	---	H3251	---	---	---	---	---	---
38x15.5-16.5	E2226	---	H2226	---	---	---	---	2039	---	E3235	---	H3235	---	---	---	---	---	---
38.5x15-16.5	E2226	---	H2226	---	---	---	---	2039	---	E3235	---	H3235	---	---	---	---	---	---
38.5x16-16.5	---	---	---	---	---	---	---	---	---	E3249	---	H3249	---	---	---	---	---	---
39.5x15-16.5	---	---	---	---	---	---	---	---	---	E3251	---	H3251	---	---	---	---	---	---
40x17-16.5	---	---	---	---	---	---	---	---	---	E3251	---	H3251	---	---	---	---	---	---
44x18.5-16.5	---	---	---	---	---	---	---	---	---	E3269	---	H3269	---	---	---	---	---	---

LIGHT TRUCK



THIS IS A GUIDE ONLY
ACTUAL FITMENT MAY VARY
ALWAYS PRE-FIT CHAINS BEFORE USE



Tire Chain Fit Chart

Tire Size	Pewag Light Truck		Glacier Light Truck							Pewag Wide Base		Glacier Wide Base		Pewag/Glacier Mud Service		Pewag Pattern	
	Square Singles	Square Duals	Twist Singles	Square Singles	V-bar Singles	Twist Duals	Square Duals	Cables Singles	V-Trac Cables	Square Singles	Square Duals	Twist Singles	Twist Duals	Square Singles	Square Duals	Brenta 4x4 "XMR"	ASV
	2200	4200	2200	2300	2800	4200	4300	2000	2100	3200	3200	3200	3200	2400	4400	"XMR"	"ASV"
17" Wheels																	
7-17	E2221	E4221	H2221	H2321	H2221	H4221	---	2021	---	---	---	---	---	2437	---	---	---
7.5-17	E2214	E4214	H2214	H2314	H2814	H4214	---	2014	---	---	---	---	---	---	---	---	---
8.25-17	E2237	E4237	H2237	H2337	---	H4237	---	2037	---	---	---	---	---	---	---	---	---
215/70-17	E2228	E4228	H2228	H2328	---	H4228	---	2028	---	---	---	---	---	2439	---	---	---
225/75-17	E2219	E4219	H2219	H2319	H2819	H4219	---	2019	---	---	---	---	---	2437	---	---	---
235/55-17	E2229	---	H2229	H2329	H2829	---	---	2029	---	---	---	---	---	---	---	---	---
235/60-17	---	---	---	---	---	---	---	---	---	---	---	---	---	---	---	XMR79	---
235/65-17	E2211	---	H2211	---	---	---	---	2016	2119V	---	---	---	---	---	---	XMR80	---
235/70-17	E2219	---	H2219	H2319	H2819	---	---	2019	2119V	---	---	---	---	---	---	---	---
235/75-17	E2228	E4228	H2228	H2328	H2819	---	---	2028	2121V	---	---	---	---	---	---	---	---
235/80-17	E2228	E4228	H2228	H2328	H2819	---	---	2028	---	---	---	---	---	---	---	---	---
235/85-17	E2228	E4228	H2228	H2328	H2819	---	---	2028	---	---	---	---	---	---	---	---	---
245/65-17	---	---	---	---	---	---	---	3010	2129V	E3227	---	H3227	---	---	---	XMR80	---
245/70-17	---	---	---	---	---	---	---	3010	---	E3227	---	H3227	---	---	---	---	---
245/75-17	E3210	---	H3210	---	H3810	---	---	3010	2121V	---	---	---	---	---	---	XMR82	---
255/50-17	---	---	---	---	---	---	---	---	---	---	---	---	---	---	---	XMR79	---
255/55-17	E2229	E4229	H2229	H2329	H2829	H4229	---	2029	---	---	---	---	---	---	---	---	---
255/60-17	E2229	E4229	H2229	H2329	H2829	H4229	---	3010	---	E3210	---	H3210	---	---	---	XMR80	---
255/65-17	---	---	---	---	---	---	---	3010	2129V	E3210	---	H3210	---	2437	---	---	---
255/70-17	E2228	E4228	H2228	H2328	H2828	H4228	---	3027	---	E3227	---	H3227	---	2439	---	---	---
255/75-17	E2228	E4228	H2228	H2328	H2828	H4228	---	3027	2121V	E3227	---	H3227	---	2439	---	XMR82	---
265/55-17	E2228	E4228	H2228	H2328	H2828	H4228	---	3010	2127V	E3210	---	H3210	---	---	---	---	---
265/60-17	E3210	---	H3210	---	H3810	---	---	3027	2121V	E3227	---	H3227	---	2439	---	---	---
265/65-17	E3210	---	---	---	---	---	---	3027	---	E3227	---	H3227	---	2439	---	---	---
265/70-17	E2228	E4228	H2228	H2328	H2828	H4228	---	3027	2121V	E3227	---	H3227	---	2439	---	XMR82	---
265/75-17	E2228	E4228	H2228	H2328	H2828	H4228	---	3029	2121V	E3229	---	H3229	---	2441	---	---	---
265/85-17	H2226	---	H2226	---	---	---	---	---	---	E3231	---	H3231	---	2441	---	---	---
275/50-17	E2229	E4229	H2229	H2328	H2829	H4229	---	2029	---	---	---	---	---	---	---	---	---
275/55-17	E2229	E4229	H2229	H2328	H2829	H4229	---	3010	2119V	E3210	---	H3210	---	---	---	XMR80AV	---
275/60-17	E2228	E4228	H2228	H2328	H2828	H4228	---	3027	---	E3227	---	H3227	---	2439	---	XMR81	---
275/65-17	E2228	E4228	H2228	H2328	H2828	H4228	---	3027	---	E3227	---	H3227	---	2439	---	---	---
275/70-17	E2228	E4228	H2228	H2328	H2828	H4228	---	2028	---	E3229	---	H3229	---	2439	---	---	---
275/80-17	E2228	E4228	H2228	H2328	H2828	H4228	---	2028	---	---	---	---	---	---	---	---	---
285/60-17	E2228	E4228	H2228	H2328	H2828	H4228	---	2028	2129V	E3231	---	H3231	---	---	---	---	---
285/70-17	---	---	---	---	---	---	---	3029	---	E3229	---	H3229	---	---	---	---	---
285/75-17	---	---	---	---	---	---	---	3029	---	E3229	---	H3229	---	---	---	---	---
295/70-17	---	---	---	---	---	---	---	---	---	E3229	---	H3229	---	---	---	---	---
305/65-17	---	---	---	---	---	---	---	2033	---	E3231	---	H3231	---	---	---	---	---
305/70-17	E2226	E4226	H2226	H2326	H2826	H4226	---	2037	---	E3231	---	H3231	---	---	---	---	---
315/70-17	E2226	---	H2226	---	---	---	---	2037	---	E3231	---	H3231	---	---	---	---	---
31x10.5-17	E3210	---	H3210	---	H3810	---	---	2029	---	E3227	---	H3227	---	2437	---	---	---
33x12.5-17	---	---	---	---	---	---	---	2033	---	E3229	---	H3229	---	---	---	---	---
35x12.5-17	---	---	---	---	---	---	---	2037	---	E3235	---	H3235	---	---	---	---	---
36x13.5-17	---	---	---	---	---	---	---	---	---	E3225	---	H3235	---	---	---	---	---
17.5" Wheels																	
7-17.5	E2211	---	H2211	---	---	---	---	---	---	---	---	---	---	---	---	---	ASV79
7.5-17.5	---	---	---	---	---	---	---	---	---	---	---	---	---	---	---	---	ASV84
8-17.5	E2219	E4219	H2219	H2319	H2819	---	---	2016	2119V	E3249	---	H3249	---	---	---	XMR80	---
8.5-17.5	E2219	E4219	H2219	H2319	H2819	---	---	2019	2121V	---	---	---	---	2441	---	XMR81	---
9-17.5	E3210	---	H3210	---	H3810	---	---	3027	---	E3227	---	H3227	---	2437	---	---	---
10-17.5	E2228	E4228	H2228	H2328	H2828	H4228	---	2028	---	E3227	---	H3227	---	2439	---	---	ASV84
11-17.5	E2239	E4239	H2239	H2339	H2839	H4239	H4339	2039	---	---	---	---	---	---	---	---	---
14-17.5	---	---	---	---	---	---	---	---	---	E3235	---	H3235	---	---	---	---	---
205/60-17.5	E2209	---	H2209	---	---	---	---	2009	---	---	---	---	---	2433	---	---	---

LIGHT TRUCK

Tire Chain Fit Chart

Tire Size	Pewag Light Truck		Glacier Light Truck							Pewag Wide Base		Glacier Wide Base		Pewag/Glacier Mud Service		Pewag Pattern	
	Square Singles 2200	Square Duals 4200	Twist Singles 2200	Square Singles 2300	V-bar Singles 2800	Twist Duals 4200	Square Duals 4300	Cables Singles 2000	V-Trac Cables 2100	Square Singles 3200	Square Duals 3200	Twist Singles 3200	Twist Duals 3200	Square Singles 2400	Square Duals 4400	Brenta 4x4 "XMR"	ASV "ASV"
17.5" Wheels																	
205/65-17.5	E2216	---	H2216	---	---	---	---	2016	2121V	---	---	---	---	---	---	XMR76	ASV76
205/70-17.5	---	---	---	---	---	---	---	---	---	---	---	---	---	---	---	XMR79	ASV79
205/75-17.5	E2219	---	H2219	H2319	H2819	---	---	2019	2129V	---	---	---	---	2433	---	XMR79	ASV79
215/70-17.5	---	---	---	---	---	---	---	2019	2115V	---	---	---	---	---	---	---	---
215/75-17.5	E2219	E4219	H2219	H2319	H2819	H4219	---	2019	2119V	---	---	---	---	2437	---	---	---
225/55-17.5	---	---	---	---	---	---	---	---	---	---	---	---	---	---	---	XMR77	---
225/70-17.5	E2221	E4221	H2221	H2321	H2221	H4221	---	2021	---	---	---	---	---	2437	---	---	---
225/75-17.5	E2221	E4221	H2221	H2321	H2221	H4221	---	2021	---	---	---	---	---	2437	---	XMR81	---
235/75-17.5	---	---	---	---	---	---	---	3010	2114V	E3210	---	H3210	---	2437	---	XMR82	---
245/70-17.5	E2228	E4228	H2228	H2328	H2828	H4228	---	2028	---	E3229	---	H3229	---	2439	---	XMR82	---
245/75-17.5	E2228	E4228	H2228	H2328	H2828	H4228	---	2028	---	E3229	---	H3229	---	2439	---	---	---
255/40-17.5	---	---	---	---	---	---	---	---	---	---	---	---	---	---	---	XMR77	---
255/55-17.5	---	---	---	---	---	---	---	---	---	---	---	---	---	---	---	XMR81	---
255/65-17.5	E2229	---	H2229	H2329	H2829	---	---	2029	---	---	---	---	---	---	---	---	---
265/60-17.5	---	---	---	---	---	---	---	---	---	---	---	---	---	---	---	XMR82	---
285/60-17.5	E2228	E4228	H4228	---	H2828	H4228	---	2028	2127V	---	---	---	---	---	---	---	---
18" Wheels																	
6.00-18	---	---	---	---	---	---	---	---	---	---	---	---	---	---	---	XMR79	---
7-18	E2214	E4214	H2214	H2314	H2814	H4214	---	2014	---	---	---	---	---	---	---	---	---
7.5-18	E2233	E4233	H2233	---	H2833	H4233	---	2033	---	---	---	---	---	---	---	---	---
9-18	E2237	E4237	H2237	H2337	H2837	H4237	---	2037	---	---	---	---	---	---	---	---	---
10-18	E2237	E4237	H2237	H2337	H2838	H4237	---	2037	---	---	---	---	---	---	---	---	---
215/75-18	E2219	E4219	H2219	H2319	H2819	H4219	---	2019	---	---	---	---	---	---	---	---	---
235/60-18	E2229	E4229	H2229	H2329	H2829	H4229	---	2029	2117V	---	---	---	---	---	---	XMR80	---
235/80-18	E2228	E4228	H2228	H2328	H2828	H4228	---	2028	2121V	---	---	---	---	---	---	---	---
245/55-18	E2229	E4229	H2229	H2329	H2829	H4229	---	2029	---	---	---	---	---	---	---	---	---
245/60-18	E3210	---	H3210	---	---	---	---	2029	---	---	---	---	---	---	---	---	---
255/55-18	E2229	E4229	H2229	H2329	H2829	H4229	---	2029	2121V	---	---	---	---	2437	---	XMR80AV	---
255/60-18	E3210	---	H3210	---	---	---	---	3010	---	E3227	---	H3227	---	---	---	---	---
255/65-18	E2229	E4229	H2229	H2329	H2829	H4229	---	2029	---	---	---	---	---	2437	---	---	---
255/70-18	E2228	E4228	H2228	H2328	H2828	H4228	---	2028	---	E3227	---	H3227	---	2439	---	---	---
265/60-18	---	---	---	---	---	---	---	3027	---	E3227	---	H3227	---	2439	---	---	---
265/70-18	E2228	E4228	H2228	H2328	H2828	H4228	---	2028	2127V	---	---	---	---	---	---	---	---
270/75-18	---	---	---	---	---	---	---	2039	---	E3229	---	H3229	---	---	---	---	---
275/55-18	---	---	---	---	---	---	---	3027	2127V	E3227	---	H3227	---	---	---	---	---
275/60-18	E2228	E4228	H2228	H2328	H2828	H4228	---	2028	---	---	---	---	---	---	---	---	---
275/65-18	E2228	E4228	H2228	H2328	H2828	H4228	---	2028	2127V	E3229	---	H3229	---	---	---	---	---
275/70-18	---	---	---	---	---	---	---	3029	---	E3229	---	H3229	---	---	---	---	---
275/75-18	E2226	E4226	H2226	H2326	H2826	H4226	---	2033	---	E3231	---	H3231	---	---	---	---	---
285/50-18	E2228	E4228	H2228	H2328	H2828	H4228	---	2028	---	E3231	---	H3231	---	---	---	---	---
285/55-18	E2228	E4228	H2228	H2328	H2828	H4228	---	---	---	---	---	---	---	---	---	---	---
285/60-18	E2228	E4228	H2228	H2328	H2828	H4228	---	2028	2127V	E3229	---	H3229	---	2439	---	---	---
285/65-18	---	---	---	---	---	---	---	3029	---	E3229	---	H3229	---	---	---	---	---
285/70-18	E2226	E4226	H2226	H2326	H2826	H4226	---	---	---	E3231	---	H3231	---	---	---	---	---
285/75-18	---	---	---	---	---	---	---	---	---	E3231	---	H3231	---	---	---	---	---
305/60-18	---	---	---	---	---	---	---	---	---	E3231	---	H3231	---	---	---	---	---
305/65-18	---	---	---	---	---	---	---	---	---	E3231	---	H3231	---	---	---	---	---
305/70-18	---	---	---	---	---	---	---	---	---	E3235	---	H3235	---	---	---	---	---
315/60-18	---	---	---	---	---	---	---	---	---	E3231	---	H3231	---	2441	---	---	---
325/50-18	---	---	---	---	---	---	---	---	---	E3231	---	H3231	---	2441	---	---	---
325/60-18	---	---	---	---	---	---	---	---	---	E3231	---	H3231	---	2441	---	---	---
35x12.5x18	---	---	---	---	---	---	---	---	---	E3231	---	H3231	---	2441	---	---	---
37x12.5x18	---	---	---	---	---	---	---	---	---	E3235	---	H3235	---	---	---	---	---
37x13.5x18	---	---	---	---	---	---	---	---	---	E3251	---	H3251	---	---	---	---	---

LIGHT TRUCK



THIS IS A GUIDE ONLY
ACTUAL FITMENT MAY VARY
ALWAYS PRE-FIT CHAINS BEFORE USE



Tire Chain Fit Chart

Tire Size	Pewag Light Truck		Glacier Light Truck					Pewag Wide Base		Glacier Wide Base		Pewag/Glacier Mud Service		Pewag Pattern		
	Square Singles 2200	Square Duals 4200	Twist Singles 2200	Square Singles 2300	V-bar Singles 2800	Twist Duals 4200	Square Duals 4300	Cables Singles 2000	V-Trac Cables 2100	Square Singles 3200	Square Duals 3200	Twist Singles 3200	Twist Duals 3200	Square Singles 2400	Square Duals 4400	BrentaC 4x4 "XMR"
18.5" Wheels																
255/65-18.5	E2228	E4228	H2228	H2328	H2828	---	---	2028	---	---	---	---	---	---	---	---
19" Wheels																
235/50-19	E2216	E4216	H2216	---	H2816	H4216	---	2016	---	---	---	---	---	---	---	---
235/55-19	E2219	E4219	H2219	H2319	H2819	H4219	---	---	---	---	---	---	---	---	XMR80	---
255/50-19	E2229	E4229	H2229	H2329	H2829	H4229	---	2029	---	---	---	---	---	---	XMR80AV	---
275/45-19	E2229	E4229	H2229	H2329	H2829	H4229	---	2029	---	---	---	---	---	---	---	---
275/55-19	E2228	E4228	H2228	H2328	H2828	H4228	---	2028	---	---	---	---	---	---	---	---
20" Wheels																
265/60-20	E2228	E4228	H2228	H2328	H2828	H4228	---	2028	---	---	---	---	---	---	---	---
275/45-20	E3210	---	H3210	---	---	---	---	3010	---	E3227	---	H3227	---	---	---	---
275/50-20	E2228	E4228	H2228	H2328	H2828	H4228	---	---	---	---	---	---	---	---	---	---
275/55-20	---	---	---	---	---	---	---	2028	---	E3229	---	H3229	---	---	---	---
275/60-20	E2226	---	H2226	---	---	---	---	2037	2114V	E3231	---	H3231	---	---	---	---
285/50-20	E2228	E4228	H2228	H2328	H2828	H4228	---	2028	---	E3229	---	H3229	---	---	---	---
295/40-20	E2227	---	H2228	H2328	H2828	---	---	2028	---	---	---	---	---	---	---	---
295/45-20	E2228	---	H2228	H2328	H2828	---	---	2028	---	---	---	---	---	---	---	---
305/45-20	---	---	---	---	---	---	---	2033	---	E3229	---	H3229	---	---	---	---
305/50-20	---	---	---	---	---	---	---	3029	---	E3229	---	H3229	---	---	---	---
325/50-20	---	---	---	---	---	---	---	---	---	E3231	---	H3231	---	---	---	---
325/60-20	---	---	---	---	---	---	---	---	---	E3235	---	H3235	---	---	---	---
33x12.5x20	---	---	---	---	---	---	---	---	---	E3231	---	H3231	---	---	---	---
35x12.5x20	E2226	---	H2226	---	---	---	---	---	---	E3229	---	H3229	---	---	---	---
37x13.5x20	---	---	---	---	---	---	---	---	---	E3251	---	H3251	---	---	---	---
40x15.5x20	---	---	---	---	---	---	---	---	---	E3255	---	H3255	---	---	---	---
22" Wheels																
275/45-22	---	---	---	---	---	---	---	---	---	E3229	---	H3229	---	---	---	---
285/45-22	E2226	---	H2226	---	---	---	---	2033	---	E3231	---	H3231	---	---	---	---
305/40-22	E2238	---	H2238	---	---	---	---	2033	---	E3231	---	H3231	---	---	---	---
305/45-22	E2226	---	H2226	---	---	---	---	2037	---	E3231	---	H3231	---	---	---	---
325/40-22	E2226	---	H2226	---	---	---	---	---	---	E3231	---	H3231	---	---	---	---
24" Wheels																
295/35-24	---	---	---	---	---	---	---	2033	---	E3231	---	H3231	---	---	---	---
295/40-24	E2226	---	H2226	---	---	---	---	2037	---	E3231	---	H3231	---	---	---	---
305/35-24	E2226	---	H2226	---	---	---	---	2037	---	E3231	---	H3231	---	---	---	---
315/35-24	E2226	---	H2226	---	---	---	---	2037	---	E3231	---	H3231	---	---	---	---

Important Information: Tire Chains, Tires and Wheels

Tires: The use of any traction device may cause cosmetic scuffing of tires when installed. This condition is unavoidable with certain tread types and designs being more at risk. By design, all traction devices must hang down (drape) the side wall of the tire in order to stay on the tire while being used. As a result, radial tires may also experience some scuffing of the tires side wall due to the flex inherent in the side walls of radial tires.

Wheels: Wheels are also at risk to cosmetic scuffing with the use of any traction device. Larger diameter wheels using very low profile tires such as 35, 40, 45, and 50 series tires are especially at risk due to the short height of the tire side wall.

Vehicles: Traction devices can and do break during the course of their normal service life. Traction devices are designed for use in the snow or ice covered road surfaces - Not on bare pavement. Use of traction devices on bare pavement greatly increases the wear and chance of component failure of the device. Speeds faster than 30 MPH also greatly increase the chance of component failure. Continued use of traction device which has been broken is extremely unsafe and may cause loss of control or damage to the vehicle on which installed. Any traction device which has been broken should immediately be repaired or replaced in a safe place.

Disclaimer of Liability: The use of any traction device is at the risk of the vehicle operator. Vehicle operators who are unwilling to accept the possible risks associated with the use of any traction device such as, but not limited to, accident, vehicle damage, tire damage or wheel damage, should not use any traction device on their vehicle. Continued travel on roads where the use of a traction device is suggested or required should be terminated if the vehicle operator elects not to use a traction device on their vehicle. Under no circumstances will compensation for damage be considered by Pewag, Inc. where the damage is said to have resulted from the use of any traction device.



Glacier Light Truck V-Trac Cable Shown

LIGHT TRUCK

Tire Chain Fit Chart

Tire Size	Pewag Heavy Truck Square Link		Glacier Heavy Truck						Glacier Heavy Truck Cable Chains		Glacier Truck V-Trac	Pewag "E" Glacier "H" Wide Base		Pewag Heavy Truck "CL" Pattern		Pewag "E" Glacier "H" Mud Service		Pewag Heavy Truck ASV Pattern	
	Singles 2000	Duals 4200	Twist 2200	Square 2300	V-Bar 2800	Twist 4200	Square 4300	V-Bar 4800	Singles 2000	Duals 4000	Singles 2100	Singles 3200	Duals 3200	Singles CL	Duals CL	Singles 2400	Duals 4400	Singles "ASV"	Duals "ASV"
19.5" Wheels																			
8-19.5	E2214	E4214	H2214	H2314	H2814	H4214	---	H4814	2014	---	2114V	---	---	---	---	2439	---	82	282
15-19.5	---	---	---	---	---	---	---	---	---	---	---	3265	---	---	---	---	---	---	---
16.5-19.5	---	---	---	---	---	---	---	---	---	---	2155V	3255	---	---	---	---	---	---	---
18-19.5	---	---	---	---	---	---	---	---	---	---	---	3257	---	---	---	---	---	---	---
19.5-19.5	---	---	---	---	---	---	---	---	3061	---	3171V	3261	---	---	---	---	---	---	---
225/70-19.5	E2221	E4221	H2221	H2321	H2821	H4221	---	H4821	2021	---	2121V	3227	---	---	---	2439	4437	---	---
225/75-19.5	E2228	E4228	H2228	H2328	H2828	H4228	---	---	2028	---	---	---	---	---	---	---	---	---	---
245/70-19.5	E2228	E4228	H2233	---	H2833	H4233	---	H4833	2028	---	2114V	---	---	---	---	2439	4437	84	284
245/75-19.5	E2228	E4228	H2233	---	H2833	H4233	---	H4833	2028	---	---	---	---	---	---	---	---	---	---
265/70-19.5	E2237	E4237	H2237	H2337	H2837	H4237	---	H4837	2033	---	---	3229	---	---	---	---	---	85	285
265/75-19.5	E2237	E4237	H2237	H2337	H2837	H4237	---	H4837	---	---	---	---	---	---	---	---	---	---	---
285/70-19.5	E2238	E4238	H2237	H2337	H2837	H4237	---	H4837	2037	---	---	3231	---	---	---	---	---	87	288
285/75-19.5	E2239	E4239	H2239	H2339	H2839	H4239	H4339	H4839	2039	4039	---	---	---	---	---	2445	---	---	---
305/70-19.5	E2239	E4239	H2239	H2339	H2839	H4239	H4339	H4839	2039	4039	---	3235	---	---	---	2441	---	93	---
445/65-19.5	---	---	---	---	---	---	---	---	2039	4039	---	3257	---	---	---	2445	---	---	---
20" Wheels																			
6.5-20	E2233	E4233	H2233	---	H2833	4233	---	---	2033	---	---	---	---	---	---	2437	---	82	---
7-20	E2233	E4233	H2233	---	H2833	4233	---	---	2033	---	---	---	---	---	---	---	---	---	---
7.5-20	E2237	E4237	H2237	H2337	H2837	H4237	---	H4837	2037	---	---	3267	---	---	---	2441	4435	85	287
8-20	E2239	E4239	H2239	H2339	H2839	H4239	H4339	H4839	2037	---	---	---	---	---	---	2437	---	---	---
8.25-20	E2239	E4239	H2239	H2339	H2839	H4239	H4339	H4839	2037	---	---	3269	---	---	---	2441	4435	88	288
9-20	E2241	E4241	H2241	H2341	H2841	H4241	H4341	H4841	2039	4039	---	---	---	---	---	---	4437	91	291
10/90-20	E2245	E4245	H2245	H2345	H2845	H4245	H4345	H4845	---	---	---	---	---	---	---	2448	4448	---	---
10-20	E2245	E4245	H2245	H2345	H2845	H4245	H4345	H4845	2045	4045	2145V	---	3275	CL94S	CL294S	2448	4448	94	294
10.5-20	E2241	E4241	H2241	H2341	H2841	H4241	H4341	H4841	2041	4041	---	---	---	---	---	---	---	---	---
11-20	E2251	E4251	H2251	H2351	H2851	H4251	---	H4851H	2049	4049	2149V	---	3277	CL97S	CL297S	2452	4461	97	297
11.5-20	E2251	E4251	H2251	H2351	H2851	H4251	---	H4851H	2049	4049	---	---	---	---	---	2452	---	---	---
12-20	E2255	E4255	H2255	H2355	H2855	H4255	---	---	---	---	2155V	---	---	---	---	2486	4486	01	201
12/80-20	---	---	---	---	---	---	---	---	---	---	---	---	---	---	---	---	---	94	---
12.5-20	---	---	---	---	---	---	---	---	---	---	---	---	---	---	---	---	---	95	---
13/80-20	E2255	E4255	H2249	H2349	H2849	H4249	H4349	H4849	2049	4049	---	---	---	---	---	2486	4486	---	---
13-20	E2257	E4257	H2257	---	H2857	---	---	---	---	---	---	---	---	---	---	---	---	---	---
14/80-20	E2257	E4257	H2257	---	H2857	---	---	---	---	---	---	---	---	---	---	---	---	01	201
14-20	E2271	---	H2271	---	---	---	---	---	---	---	---	---	---	---	---	---	---	08	---
14.5-20	E2255	---	H2255	H2355	H2855	H4255	---	---	---	---	---	---	---	---	---	---	---	8	---
14.75/80-20	E2257	---	H2257	---	H2857	---	---	---	---	---	---	---	---	---	---	---	---	05	---
15.5/80-20	E2271	---	H2271	---	---	---	---	---	---	---	---	---	---	---	---	---	---	---	---
16-20	---	---	---	---	---	---	---	---	---	---	---	3277	---	---	---	---	---	10	---
33-12.5-20	---	---	---	---	---	---	---	---	---	---	---	3231	---	---	---	---	---	---	---
35-13.5-20	---	---	---	---	---	---	---	---	---	---	---	3235	---	---	---	---	---	---	---
37-13.5-20	---	---	---	---	---	---	---	---	---	---	---	3251	---	---	---	---	---	---	---
40-15.5-20	---	---	---	---	---	---	---	---	---	---	---	3255	---	---	---	---	---	---	---
225/70-20	E2233	---	H2233	---	H2833	H4233	---	---	3010	---	---	---	---	---	---	2437	---	---	---
245/60-20	E2228	E4228	H2228	H2328	H2828	H4228	---	---	---	---	---	---	---	---	---	---	---	---	---
245/70-20	E2233	---	H2233	---	H2833	H4233	---	---	2028	---	---	---	---	---	---	---	---	---	---
275/55-20	---	---	---	---	---	---	---	---	3029	---	---	3231	---	---	---	---	---	---	---
275/60-20	---	---	---	---	---	---	---	---	3029	2114V	---	3231	---	---	---	---	---	---	---
285/50-20	---	---	---	---	---	---	---	---	---	---	---	3231	---	---	---	---	---	---	---
305/50-20	---	---	---	---	---	---	---	---	---	---	---	3231	---	---	---	---	---	---	---
335/80-20	E2255	E4255	H2255	H2355	H2855	H4255	---	---	2049	4049	---	3255	---	---	---	2452	---	95	---
355/80-20	---	---	---	---	---	---	---	---	2049	4049	---	3255	---	---	---	2452	---	---	---
365/80-20	E2257	E4257	H2257	---	H2857	---	---	---	3061	---	2155V	3261	---	---	---	2486	---	02	---
365/85-20	E2271	E4271	H2271	---	---	---	---	---	---	---	---	---	---	---	---	---	---	94	---
370/75-20	---	---	---	---	---	---	---	---	---	---	---	---	---	---	---	---	---	01	---
395/85-20	E2271	---	H2271	---	---	---	---	---	---	---	3161V	3271	---	---	---	2486	---	---	---
405/70-20	---	---	---	---	---	---	---	---	---	---	---	3255	---	---	---	---	---	---	---

HEAVY TRUCK



THIS IS A GUIDE ONLY
ACTUAL FITMENT MAY VARY
ALWAYS PRE-FIT CHAINS BEFORE USE



Tire Chain Fit Chart

Tire Size	Pewag Heavy Truck Square Link		Glacier Heavy Truck						Glacier Heavy Truck Cable Chains		Glacier Truck V-Trac	Pewag "E" Glacier "H" Wide Base		Pewag Heavy Truck "CL" Pattern		Pewag "E" Glacier "H" Mud Service		Pewag Heavy Truck ASV Pattern		
	Singles	Duals	Twist	Square	V-Bar	Twist	Square	V-Bar	Singles	Duals	Singles	Singles	Duals	Singles	Duals	Singles	Duals	Singles	Duals	
	2000	4200	2200	2300	2800	4200	4300	4800	2000	4000	2100	3200	3200	CL	CL	2400	4400	"ASV"	"ASV"	
21" Wheels																				
14-21	E2271	E4271	H2271	---	---	---	---	---	---	---	---	---	---	---	---	---	---	---	---	
24-21	---	---	---	---	---	---	---	---	---	---	---	3061	---	---	---	---	---	---	---	
22" Wheels																				
325/50-22	---	---	---	---	---	---	---	---	---	---	---	---	3235	---	---	---	---	---	---	
10-22	E2249	E4249	H2249	H2349	H2849	H4249	H4349	H4849	2049	4049	2149V	---	3277	---	---	2452	4461	---	---	
11-22	E2255	E4255	H2255	H2355	H2855	H4255	---	---	---	---	2155V	---	3277	---	---	2486	4486	---	---	
12-22	---	---	---	---	---	---	---	---	---	---	---	---	---	---	---	---	---	03	203	
22.5" Wheels																				
7-22.5	E2233	E4233	H2233	---	H2833	H4233	---	---	---	2033	---	---	---	3259	---	---	2439	---	---	
8-22.5	E2237	E4237	H2237	H2337	H2837	H4237	---	H4837	2037	---	---	---	---	3267	---	---	---	85	287	
9-22.5	E2239	E4239	H2239	H2339	H2839	H4239	H4339	H4839	2037	---	---	---	---	3269	---	---	2441	4435	88	
10-22.5	E2241	E4241	H2241	H2341	H2841	H4241	H4341	H4841	2041	4041	---	---	---	3273	CL91S	CL291S	2445	4437	91	291
11-22.5	E2247	E4247	H2247	H2347	H2847	H4247	H4347	H4847	2045	4045	2145V	---	3275	CL94S	CL294S	2448	4448	94	294	
12-22.5	E2251	E4251	H2251	H2351	H2851	H4251	---	H4851	2049	4049	2149V	---	3277	CL97S	CL297S	2452	4461	97	297	
12.5-22.5	E2255	E4255	H2255	H2355	H2855	H4255	---	---	2049	4049	2149V	---	3277	---	---	2452	---	---	---	
12.75-22.5	E2255	E4255	H2255	H2355	H2855	H4255	---	---	2049	4049	---	---	---	---	---	---	---	---	---	
13-22.5	E2255	E4255	H2255	H2355	H2855	H4255	---	---	2049	4049	---	---	---	---	---	---	---	01	201	
15-22.5	---	---	---	---	---	---	---	---	3061	---	2155V	3255	---	---	---	---	---	---	---	
16.5-22.5	---	---	---	---	---	---	---	---	---	---	3161V	---	---	---	---	---	---	---	---	
18-22.5	---	---	---	---	---	---	---	---	---	---	3171V	3261	---	---	---	---	---	---	---	
19-22.5	---	---	---	---	---	---	---	---	3061	---	---	3261	---	---	---	---	---	---	---	
225/70-22.5	E2237	E4237	H2237	H2337	H2837	H4237	---	H4837	2037	---	---	---	---	---	---	2441	4435	---	---	
235/75-22.5	E2237	E4237	H2237	H2337	H2837	H4237	---	H4837	2033	---	---	---	---	---	---	2441	4435	---	---	
235/80-22.5	E2239	E4239	H2239	H2339	H2839	H4239	H4339	H4839	2039	4039	---	---	3269	---	---	2441	4435	---	---	
245/70-22.5	E2239	E4239	H2239	H2339	H2839	H4239	H4339	H4839	2039	4039	---	---	3269	---	---	2441	4435	---	---	
245/75-22.5	E2239	E4239	H2239	H2339	H2839	H4239	H4339	H4839	2039	4039	---	---	3269	---	---	2441	4435	---	---	
245/80-22.5	E2239	E4239	H2239	H2339	H2839	H4239	H4339	H4839	2039	4039	---	---	---	---	---	2441	4435	---	---	
255/70-22.5	E2238	E4238	H2238	H2338	H2838	H4238	H4338	H4838	2039	4039	---	---	---	---	---	2441	4435	88	288	
255/75-22.5	E2239	E4239	H2239	H2339	H2839	H4239	H4339	H4839	2039	4039	---	---	---	---	---	2445	4437	---	---	
255/80-22.5	E2241	E4241	H2241	H2341	H2841	H4241	H4341	H4841	2039	4039	---	---	3269	---	---	2445	4437	---	---	
265/65-22.5	E2237	E4237	H2237	H2337	H2837	H4237	---	H4837	2037	---	---	---	---	---	---	---	---	---	---	
265/75-22.5	E2241	E4241	H2241	H2341	H2841	H4241	H4341	H4841	2039	4039	2145V	---	---	---	---	2445	4437	---	---	
275/70-22.5	E2241	E4241	H2241	H2341	H2841	H4241	H4341	H4841	2039	4039	2145V	---	---	---	CL91S	CL291S	2445	4437	90	289
275/80-22.5	E2245	E4245	H2245	H2345	H2845	H4245	H4345	H4845	2045	4045	2145V	---	---	---	CL94S	CL294S	2445	4437	94	294
275/85-22.5	---	---	---	---	---	---	---	---	---	---	2145V	---	---	---	---	---	---	---	---	
285/60-22.5	---	---	---	---	---	---	---	---	---	---	---	---	---	---	---	---	---	91	---	
285/70-22.5	---	---	---	---	---	---	---	---	2045	4045	---	---	---	---	CL91S	CL291S	---	---	91	---
285/75-22.5	E2247	E4247	H2247	H2347	H2847	H4247	H4347	H4847	2045	4045	2145V	---	---	---	---	2448	4448	---	---	
295/60-22.5	---	---	---	---	---	---	---	---	---	---	---	---	---	---	---	---	---	91	---	
295/70-22.5	---	---	---	---	---	---	---	---	2045	4045	---	---	---	---	CL91S	CL291S	---	---	91	291
295/75-22.5	E2247	E4247	H2247	H2347	H2847	H4247	H4347	H4847	2045	4045	2145V	---	3275	CL94S	CL294S	2448	4448	94	294	
295/80-22.5	E2251	E4251	H2251	H2351	H2851	H4251	---	---	2049	4049	2149V	---	3273	CL94S	CL294S	2448	4448	94	294	
305/60-22.5	---	---	---	---	---	---	---	---	---	---	---	---	---	---	---	---	---	91	---	
305/70-22.5	E2247	E4247	H2247	H2347	H2847	H4247	H4347	H4847	2045	4045	---	---	3277	CL94S	CL294S	2448	4448	94	---	
305/80-22.5	E2251	E4251	H2251	H2351	H2851	H4251	---	H4851	2049	4049	---	---	---	---	---	---	---	---	---	
305/85-22.5	E2255	E4255	H2255	H2355	H2855	H4255	---	H4855	---	---	---	---	---	---	---	---	---	---	---	
315/60-22.5	---	---	---	---	---	---	---	---	---	---	---	---	---	---	---	---	---	91	---	
315/70-22.5	---	---	---	---	---	---	---	---	---	---	---	---	---	---	---	---	---	94	294	
315/75-22.5	E2251	E4251	H2251	H2351	H2851	H4251	---	H4851	2049	4049	---	---	---	---	CL97S	CL297S	2452	4461	97	297
315/80-22.5	E2255	E4255	H2255	H2355	H2855	H4255	---	---	2049	4049	2149V	---	3277	CL97S	CL297S	2486	4486	97	297	
365/70-22.5	---	---	---	---	---	---	---	---	---	---	---	3255	---	---	---	---	---	---	---	
365/80-22.5	---	---	---	---	---	---	---	---	---	---	2155V	3255	---	---	---	---	---	---	---	
375/90-22.5	---	---	---	---	---	---	---	---	---	---	---	---	---	---	---	---	---	08	---	
385/65-22.5	---	---	---	---	---	---	---	---	---	---	2155V	3255	---	---	---	---	---	01	---	
425/55-22.5	---	---	---	---	---	---	---	---	---	---	3161V	3271	---	---	---	---	---	---	---	


HEAVY TRUCK

Tire Chain Fit Chart

Tire Size	Pewag Heavy Truck Square Link		Glacier Heavy Truck						Glacier Heavy Truck Cable Chains		Glacier Truck V-Trac	Pewag "E" Glacier "H" Wide Base			Pewag Heavy Truck "CL" Pattern		Pewag "E" Glacier "H" Mud Service		Pewag Heavy Truck ASV Pattern		
	Singles	Duals	Twist	Square	V-Bar	Twist	Square	V-Bar	Singles	Duals	Singles	Singles	Duals	Singles	Duals	Singles	Duals	Singles	Duals	Singles	Duals
	2000	4200	2200	2300	2800	4200	4300	4800	2000	4000	2100	3200	3200	CL	CL	2400	4400	"ASV"	"ASV"		
22.5" Wheels																					
425/65-22.5	---	---	---	---	---	---	---	---	3069	---	3161V	3271	---	---	---	---	---	---	155 8	---	
445/50-22.5	---	---	---	---	---	---	---	---	---	---	3171V	3269	---	---	---	---	---	---	---	---	
445/55-22.5	---	---	---	---	---	---	---	---	---	---	---	3271	---	---	---	---	---	---	---	---	
445/65-22.5	---	---	---	---	---	---	---	---	3061	---	3171V	3261	---	---	---	---	---	---	160-8	---	
445/80-22.5	---	---	---	---	---	---	---	---	---	---	---	3271	---	---	---	---	---	---	---	---	
455/50/22.5	---	---	---	---	---	---	---	---	---	---	---	3271	---	---	---	---	---	---	---	---	
455/55-22.5	---	---	---	---	---	---	---	---	3071	---	3171V	3271	---	---	---	---	---	---	---	---	
24" Wheels																					
11-24	E2253	E4253	H2253	---	H2853	H4253	---	---	---	---	2149V	---	---	---	---	2486	4486	03	---	---	
12-24	E2257	E4257	H2257	---	H2857	H4257	---	---	---	---	2149V	---	---	---	---	---	---	06	---	---	
13-24	E2271	E4271	H2271	---	---	---	---	---	---	---	---	---	---	---	---	---	---	08	---	---	
14-24	E2273	E4273	H2273	---	---	---	---	---	---	---	---	---	---	---	---	---	---	10	---	---	
315/75-24	E2255	E4255	H2255	H2355	H2855	H4255	---	---	---	---	---	---	---	---	---	---	---	---	---	---	
385/95-24	E2273	E4273	H2273	---	---	---	---	---	---	---	---	---	---	---	---	---	---	---	---	---	
24.5" Wheels																					
11-24.5	E2249	E4249	H2249	H2349	H2849	H4249	H4349	H4849	2049	4049	2149V	---	3277	CL97S	CL297S	2452	4461	---	---	---	
12-24.5	E2255	E4255	H2255	H2355	H2855	H4255	---	---	---	---	2149V	---	---	---	---	2486	4486	---	---	---	
12.5-24.5	E2255	E4255	H2255	H2355	H2855	H4255	---	---	---	---	---	---	---	---	---	---	---	---	---	---	
275/80-24.5	E2247	E4247	H2247	H2347	H2847	H4247	H4347	H4847	2045	4045	2145V	---	---	---	---	2448	4448	---	---	---	
285/70-24.5	E2247	E4247	H2247	H2347	H2847	H4247	H4347	H4847	2045	4045	---	---	---	---	---	2448	4448	---	---	---	
285/75-24.5	E2249	E4249	H2249	H2349	H2849	H4249	H4349	H4849	2049	4049	2145V	---	3275	---	---	2452	4461	---	---	---	
285/80-24.5	E2249	E4249	H2249	H2349	H2849	H4249	H4349	H4849	2049	4049	2149V	---	---	CL97S	CL297S	2452	4461	---	---	---	
295/75-24.5	E2253	E4253	H2253	---	H2853	H4253	---	---	2049	4049	---	---	---	---	---	2452	4461	---	---	---	
305/75-24.5	E2255	E4255	H2255	H2355	H2855	H4255	---	---	2049	4049	2149V	---	3277	---	---	2452	4461	---	---	---	
315/75-24.5	E2255	E4255	H2255	H2355	H2855	H4255	---	---	---	---	2155V	---	3277	---	---	---	---	---	---	---	

HEAVY TRUCK

Pewag will custom build chains to suit your needs for any tire size and application. All of our made to order chains are built to the highest quality Pewag standards. Call our office today and order your custom Pewag chains.



Tire Chain Facts

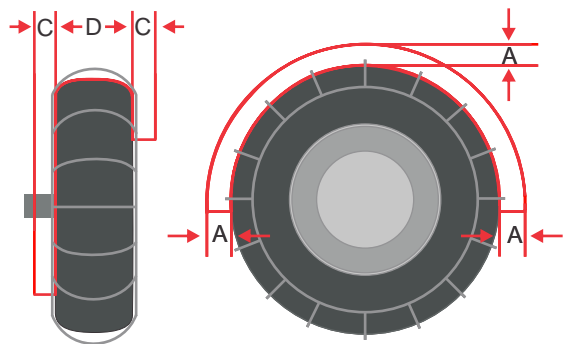


S.A.E. Minimum Clearance Specifications For Tire Chains:

Note: For design purposes, "D" is the maximum known tire section width as established by the Tire & Rim Association (TRA). The minimum clearances specified must be maintained around spring clips, fenders, braces, splash pans, fuel lines, brake lines, brake controls and wherever necessary. Tire size must be known in order to select a tire chain of correct fit. For passenger cars, vans and small pick-up trucks, it is important to check the owners manual. The restricted wheel clearances in most of today's downsized and front wheel drive (FWD) vehicles may require the use of S.A.E. Class "S" tire chains or prohibit their use, as noted in the owners manual.

Please Note:

- 1.) All tires containing an "R" designate "Radial" tires. All traction devices for sizes with a letter designation (such as P175/70R-14) will fit regular tires (i.e. 175/70-14).
- 2.) Most tire size designations shown do not indicate radial construction. This is done by replacing the dash with a capital "R" in the tire size listing.
 - Example: 10.00-20 becomes 10.00R20. Chains listed can be used on radial and regular tires.
- 3.) Snow tires, Mud & Snow (M&S) tires and other oversized tires may require a larger size chain.
 - SAE Class "S": Regular passenger traction devices for vehicles with restricted wheel well clearances.
 - SAE Class "U": Regular and "All-Square" tire chains for vehicles with regular wheel well clearances.
 - SAE Class "W": Passenger traction devices that use light truck components, and some light truck PL Chain.



Tire Chain Minimum Clearance Chart		
Minimum Wheel Well Clearances		
SAE Class	"A" Above Tire Tread	"C" Sidewall
SAE Class "S"	1.46" / 37mm	.59" / 15mm
SAE Class "U"	1.97" / 50mm	.91" / 23mm
SAE Class "W"	2.50" / 63.5mm	1.50" / 38.1mm

Pewag Sportmatik SMX Car Chains

High performance - European made - **TITAN Grip**® tire chains
For cars that require class "S" limited clearance tire chains



- 3.2mm **TITAN Grip**® titanium alloy steel for exceptional wear
- Suitable for front and rear wheel drive cars
- Can be mounted without moving car
- Asymmetrical pattern - Square Link - design for superior traction and a smooth ride
- Exclusive Pewag self tightening connector system for perfect tensioning
- **Always** pre-fit chains before use is required



Pewag Brenta-C XMR 4x4 Chains

For Light Trucks, Pick-ups, and SUV's



- 4.5mm **TITAN Grip**® titanium alloy steel for exceptional wear
- Can be mounted without moving the vehicle
- Diagonal pattern - Square Link - designed for superior forward, stopping, lateral traction and a smooth ride
- Suitable for emergency vehicle applications
- **Always** pre-fit chains before use is required





Pewag Light Truck Square Link Chains


For Light Trucks, Pick-ups, Vans and SUV's



- Our 5.6mm nickel manganese alloy square link tire chains wear over four times longer than conventional 4/0 twist link tire chains
- Square Link cross chain gives 32% more traction
- Supplied with CAM (SC) or Non-Cam (S) side chain tighteners
- Always** pre-fit chains before use is required



Available in duals



Optional multi-arm adjuster

Pewag Light Truck Mud Service Chains


Extra Heavy Duty for Singles and Duals



- Pewag "All-Square" 7mm alloy cross chain
- Ideally suited for heavy snow and mud applications
- Oversized cross chain for maximum off-road traction
- Square Link cross chain gives 32% more traction
- Supplied with CAM (SC) or Non-Cam (S) side chain tighteners
- Always** pre-fit chains before use is required



Available in duals



Optional multi-arm adjuster

Pewag "ASV" Truck Chains

High performance - European made - **TITAN Grip**® tire chains
Available in Light and Heavy Truck Tire Sizes



Built Pewag tough! With **TITAN Grip**® technology.

- Designed for use in the severest conditions, where maximum traction is a must
- Exceptional forward, stopping, and lateral traction capabilities
- Especially suited for emergency vehicle and off-road use
- Light truck cross chain size: 7mm
- Heavy truck cross chain size: 8.2 mm
- Asymmetrical pattern for smoothest ride
- **Always** pre-fit chains before use is required



Pewag CL-Pattern Truck Chains

"All-Square" Singles and Dual Continuous
Link Pattern Truck Chains



Built Pewag tough with **TITAN Grip**® technology.

- 7mm **TITAN Grip**® titanium alloy steel construction for exceptional wear
- Can be mounted without moving the vehicle
- Diagonal pattern - Square Link - designed for superior forward, stopping, and lateral traction
- Suitable emergency vehicle applications
- **Always** pre-fit chains before use is required



Available in duals



Pewag "TITE N LITE" Chains



Tire Size	Singles Stock No.	Weight Per Pair	Duals Stock No.	Weight Per Pair	C/Chain Stock No.
11-22.5	TNL 2245SC	45 lbs	TNL4245SC	81.4 lbs	TNL6251
295/75-22.5	TNL 2245SC	45 lbs	TNL4245SC	81.4 lbs	TNL6251
285/75-24.5	TNL 2245SC	45 lbs	TNL4245SC	81.4 lbs	TNL6251
10.00x20	TNL 2245SC	45 lbs	TNL4245SC	81.4 lbs	TNL6251
10.00/90-20	TNL 2245SC	45 lbs	TNL4245SC	81.4 lbs	TNL6251
275/80-24.5	TNL 2245SC	45 lbs	TNL4245SC	81.4 lbs	TNL6251
10.00x22	TNL 2249SC	50 lbs	TNL4249SC	90.2 lbs	TNL6253
11x24.5	TNL 2249SC	50 lbs	TNL4249SC	90.2 lbs	TNL6253
285/80-24.5	TNL 2249SC	50 lbs	TNL4249SC	90.2 lbs	TNL6253
11.00x20	TNL 2249SC	50 lbs	TNL4249SC	90.2 lbs	TNL6253
12x22.5	TNL 2249SC	50 lbs	TNL4249SC	90.2 lbs	TNL6253
315/80-22.5	TNL 2249SC	50 lbs	TNL4249SC	90.2 lbs	TNL6253

- Manufactured using our premium 5.6mm alloy steel
- Lightweight and extremely durable when weight or clearance is a problem
- "H" Pattern design for a smooth ride and exceptional traction

Pewag Truck Square Link Chains


Singles and Duals for use on Heavy Trucks



- Our 7mm nickel manganese alloy square link tire chains wear over four times longer than conventional 6/0 twist link tire chains
- Square Link cross chain gives 32% more traction
- Both Cam and Non-Cam side chain available by request
- Always** pre-fit chains before use is required



Available in duals



Optional multi-arm adjuster

Pewag Wide Base Tire Chains


For Light and Heavy Trucks



- Single tire mount: for high floatation, wide base rim tires and super singles
- Dual tire mount: for dual tire and wheels with minimal space between tires
- Both Cam and Non-Cam side chain available by request
- Always** pre-fit chains before use is required



Available in duals



Optional multi-arm adjuster

Pewag Mud Service Chains

Extra Heavy Duty for Singles and Duals




Pewag Mud Service Chains available for Heavy Trucks

- Pewag "All-Square" alloy cross chain
- Oversized cross chain for maximum off-road traction
- For use in heavy snow and mud applications
- Always** pre-fit chains before use is required



Available in duals



Optional multi-arm adjuster

Pewag Skid Steer Chains

Designed for Skid Steers with Industrial Lugs



Pewag Skid Steer Chains		
Tire Size	Stock No.	Description
10x16.5	SSE10165-4	4 Link Spacing
12x16.5	SSE12165-4	4 Link Spacing
14x17.5	SSE14175-4	4 Link Spacing
10x16.5	SSE10165-2	2 Link Spacing
12x16.5	SSE12165-2	2 Link Spacing
14x17.5	SSE14175-2	2 Link Spacing

- Pewag skid steer tire chains are extra tough for off road and snow removal use
- Built using our 8.2mm nickel manganese alloy cross chain for exceptional wear and durability
- 2 and 4 link spacing design available
- Always** pre-fit chains before use is required



Pewag O.T.R. Chains

Designed for Plows, Scrapers, Loaders, Graders, and Backhoes

Pewag "All-Square" alloy equipment chains - proven value with 32% better traction and four times the wear compared to conventional twist link tire chains used in similar conditions.

(Ask about special order with swivel hooks)

Pewag Single Spaced OTR



Swivel Hook

Pewag Double Spaced OTR



•For more information see: **PAGE 31**

PEWAG HEAVY EQUIPMENT

Pewag OTR Chain											
Tire Size	Stock Number	8.2 mm	Weight Per Pair	10 mm	Weight Per Pair	12 mm	Weight Per Pair	Cross Chain	8.2 mm	10 mm	12 mm
13.00-24; 14.00-20/21; 15.5-25; 445/95-25	E2612S	•	97 lbs	•	128 lbs	•	172 lbs	E6630	•	•	•
14.00-24; 14.00-25; 385/95-24; 385/95-25	E2615S	•	114 lbs	•	148 lbs	•	184 lbs	E6630	•	•	•
16.00-20/21; 17.5-25; 445/80-25	E2624S			•	150 lbs	•	193 lbs	E6640		•	•
16.00-24; 16.00-25; 19.5L-24; 445/95-25	E2627S			•	170 lbs	•	220 lbs	E6640		•	•
20.5-25; 525/80-25	E2633S			•	182 lbs	•	261 lbs	E6650		•	•
18.00-25; 18.00-26; 505/95-25; 550/65-25	E2636S			•	188 lbs	•	243 lbs	E6650		•	•
18.00-33; 600/65-25	E2642S			•	232 lbs	•	296 lbs	E6650		•	•
23.5-25; 25.5-25; 605/80-25	E2645S			•	212 lbs	•	268 lbs	E6660		•	•
21.00-24; 21.00-25	E2648S			•	242 lbs	•	298 lbs	E6660		•	•
21.00-35	E2654S			•	292 lbs	•	351 lbs	E6660		•	•
26.5-25; 686/80-25	E2657S			•	271 lbs	•	346 lbs	E6670		•	•
24.00-25; 26.5-29	E2660S			•	304 lbs	•	356 lbs	E6670		•	•
29.5-25	E2672S			•	312 lbs	•	403 lbs	E6680		•	•
29.5-29	E2675S			•	330 lbs	•	427 lbs	E6680		•	•

Pewag UNIVERSAL "ED" Heavy Equipment Chains

Pewag Universal "ED" with Wear Bars
made with - **TITAN Grip**® - alloy steel




- Heavy equipment tire chains are designed for rugged - commercial applications
- Manufactured using Pewag's superior **TITAN Grip**® alloy steel with welded wear bars for extra traction and durability
- New pattern design offers superb lateral and forward traction
- Suitable for on and off road use
- Highly recommended for snow removal or any heavy duty application where continuous use of tire chains is required
- Replacement parts available at your local retailer

Universal "ED" chains are available in sizes up to 51" wheels. Sizes not shown can be special ordered. Please call for more information on these special order sizes.



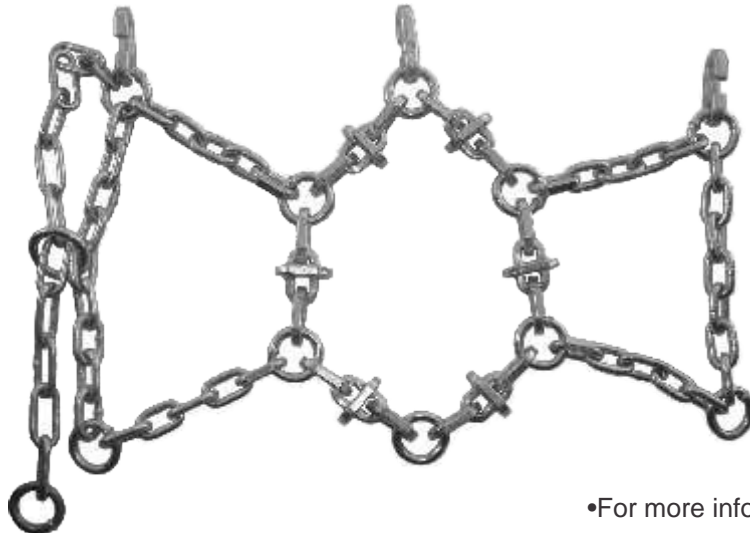
PEWAG HEAVY EQUIPMENT





Pewag Universal "Extension Feld" Chains

Pewag Universal "Extension Felds" with Wear Bars
Made in 8.2mm, 10mm, and 12mm



•For more information see: **PAGE 31**

•For Erzberg & Universal spare parts see: **PAGE 46-47**

Pewag Universal chains are designed to fit up to L3 tires (that have NOT been capped). For capped L4 and L5 tires, Pewag makes "Extension Felds" which can be easily added to the chains to increase the length of the chain for these types of tires.

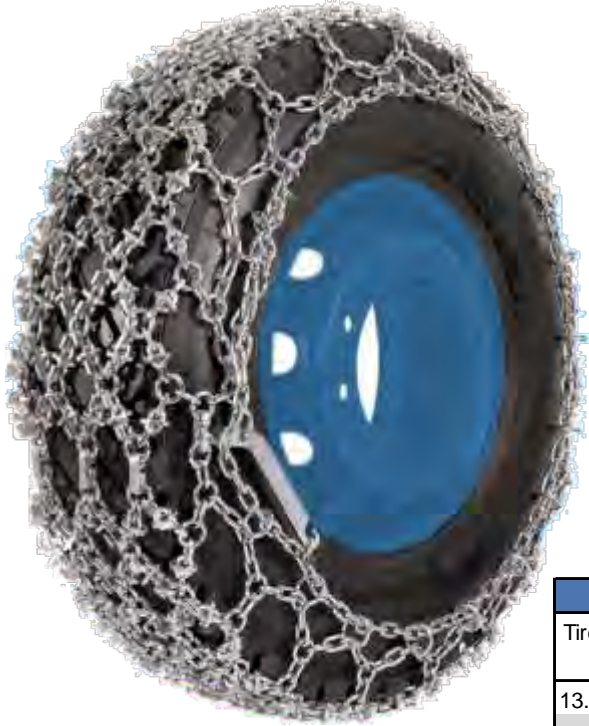
The use of "Extension Felds" insures the best possible fit on larger OTR tires and should be anticipated when ordering any tire chains for use on an OTR tire.

Pewag Universal "ED" Heavy Equipment Chains						
Tire Size	Stock Number	Weight	Stock Number	Weight	Stock Number	Weight
	8.2mm	Per Pair	10mm	Per Pair	12mm	Per Pair
12.00-20	UNE120020-8	174 lbs	---	---	---	---
12.5-20	UNE12520-8	154 lbs	---	---	---	---
13.00-20	UNE130020-8	190 lbs	---	---	---	---
14.00-20	UNE140020-8	209 lbs	---	---	---	---
14.5-20	UNE14520-8	170 lbs	---	---	---	---
365/85-20	UNE3658520-8	190 lbs	---	---	---	---
395/85-20	---	---	UNE3958520-10	342 lbs	---	---
445/65-22.5	UNE44565225-8	187 lbs	---	---	---	---
13.00-24	UNE130024-8	186 lbs	---	---	---	---
14.00-24/25; 385/95-24; 385/95-25	UNE140024-8	235 lbs	UNE140024-10 *	418 lbs	---	---
16.00-24; 445/95-22.5; 19.5L-24	---	451 lbs	UNE160024-10	451 lbs	UNE160024-12	550 lbs
13.00-25	UNE130025-8	188 lbs	---	---	---	---
15.5-25	---	---	UNE15525-10	360 lbs	---	---
16.00-25; 445/95-25	---	---	UNE160025-10	454 lbs	UNE160025-12	592 lbs
16.00-20; 17.5-25; 445/80-25	---	---	UNE17525-10	396 lbs	UNE17525-12	503 lbs
18.00-25; 505/95-25	---	---	UNE180025-10	511 lbs	---	---
20.5-25; 525/80-25	---	---	UNE20525-10	453 lbs	UNE20525-12	604 lbs
23.5-25; 23.1-26; 605/80-25	---	---	UNE23525-10 *	525 lbs	UNE23525-12	640 lbs
26.5-25; 685/80-25	---	---	UNE26525-10	571 lbs	UNE26525-12	744 lbs
29.5-25	---	---	---	---	UNE29525-12	889 lbs
625/70-25; 650/65-25	---	---	---	---	UNE6257025-12	686 lbs

* Extension Felds included with chains

Pewag ERZBERG "ED" Heavy Equipment Chains

Pewag *Erzberg* "ED" with Wear Bars
made with - **TITAN Grip®** - alloy steel



- Heavy equipment tire chains are designed for maximum traction in rugged - commercial applications
- Manufactured using Pewag superior **TITAN Grip®** alloy steel with welded wear bars for extra traction and durability
- Double diamond net pattern design delivers maximum lateral and forward traction
- Erzberg "ED" tire chains are suitable for on and off road use and are highly recommended for snow removal or any heavy duty application where continuous use of tire chain is required
- Replacement parts available at your local retailer



Erzberg "ED" chains are available in sizes up to 51" wheels. Sizes not shown can be special ordered.

Please call for more information on these special order sizes.

Pewag Erzberg "ED" Heavy Equipment Chains						
Tire Size	Stock Number	Weight Per Pair	Stock Number	Weight Per Pair	Stock Number	Weight Per Pair
	8.2mm		10mm		12mm	
13.00-24	ERE130024-8	405 lbs	---	---	---	---
14.00-24	---	---	ERE140024-10	595 lbs	---	---
17.5-25	---	---	ERE17525-10	659 lbs	---	---
18.00-25	---	---	ERE180025-10	855 lbs	---	---
20.5-25	---	---	ERE20525-10	775 lbs	ERE20525-12	990 lbs
23.5-25	---	---	ERE23525-10	972 lbs	ERE23525-12	1,091 lbs
26.5-25	---	---	ERE26525-10	1,047 lbs	ERE26525-12	1,240 lbs
29.5-25	---	---	ERE29525-10	1,365 lbs	ERE26525-12	1,689 lbs





Pewag Erzberg "Extension Feld" Chains

Pewag Erzberg "Extension Felds" with Wear Bars
Made in 8.2mm, 10mm, and 12mm



•For more information see: **PAGE 31**

•For Erzberg & Universal spare parts see: **PAGE 46-47**

- Pewag Erzberg chains are designed to fit up to L3 tires (that have NOT been capped). For capped L4 and L5 tires, Pewag makes "Extension Felds" which can be easily added to the chains to increase the length of the chain for these types of tires.
- The use of "Extension Felds" insures the best possible fit on larger OTR tires and should be anticipated when ordering any tire chains for use on an OTR tire.

Pewag Universal & Erzberg Fitting / Sizing Information



Goodyear
20.5R25
GP-2B G3

Dia: 58.1" = Cir: 182.53"
x Width: 20.9" = 3815 sq in.



Goodyear
20.5R25
RT-5C L5

Dia: 63.8" = Cir: 200.4"
x Width: 22.7 = 4549 sq in.

Today's equipment tires can vary greatly in physical size making it important to know your tire BRAND, MODEL, and the E G or L number when ordering equipment chains.

The Goodyear OTR tires shown to the left are a graphic example of this variation in physical size - Both are cataloged as 20.5R25 tires - yet there is a 17% difference in the physical size of the tires when fitting a tire chain such as the Pewag Universal & Erzberg chains. There is a 5.7" difference in the diameter of the 2 tires which directly effects the length of the chain needed to connect around the tire by 17.9".

How is this calculated?

Diameters are translated into circumference by multiplying the diameter x 3.1416 x the width = tread area to be covered by the tire chain. In the example to the left, this calculation yields results of 3815 vs 4549 sq inches, a 17% variation.

Pewag Universal & Erzberg Chains are designed to fit up to L3 tires - (that have NOT been capped). For capped L4 tires AND L5 tires - Pewag makes "Extension Felds " which can easily be added to the chains to increase the length of the chain for these type tires. The use of extension felds insures the best possible fit on the larger OTR tires and should be anticipated when ordering any tire chains for use on OTR tires.

Pewag COMPACT CROSS Heavy Equipment Chains

Pewag Compact Cross available in two different link designs



- These heavy equipment tire chains are a superb blend of Pewag's tire protection and traction chain technology
- Double Diamond Net Design features heat treated - forged - spiked - traction links for unsurpassed traction and wear
- Net Pattern provides for excellent self-cleaning properties while providing an exceptionally smooth ride for the operator
- Pewag Compact Cross tire chains are suitable for all on and off road conditions where "continued use" demands exceptional traction and service life
- Compact Cross Spike Links are available in 12mm, 14mm, 18mm, and 21mm
- Compact Cross Granite Links are available in 12mm, 14mm, 16mm, and 18mm

Our Compact Cross chains are available in sizes up to 63" wheels. Sizes not shown can be special ordered.

Please call for details!

Spike Link



Granite Link



Pewag Compact Cross Heavy Equipment Chains

Tire Size	12mm				14mm				16mm		18mm		21mm	
	Singles	Weight	Duals	Weight	Singles	Weight	Duals	Weight	Singles	Weight	Singles	Weight	Singles	Weight
14.00-24; 385/95-24	•	432 lbs												
16.00-25; 445/95-25	•	498 lbs	•	874 lbs	•	710 lbs								
17.5-25; 445/80-25	•	468 lbs			•	750 lbs								
18.00-25; 505/95-25	•	564 lbs	•	1,028 lbs	•	806 lbs	•	1,402 lbs						
20.5-25; 525/80-25	•	600 lbs			•	762 lbs								
23.5-25; 605/80-25	•	608 lbs			•	834 lbs								
26.5-25; 685/80-25	•	736 lbs			•	1,010 lbs								
29.5-25					•	1,244 lbs								
29.5-29					•	1,256 lbs								
18.00-33	•	696 lbs	•	1,234 lbs	•	918 lbs	•	1,724 lbs						
35/65-33					•	1,402 lbs			•	1,936 lbs	•	2,104 lbs		
21.00-35					•	992 lbs	•	1,494 lbs						
24.00-35					•	1,260 lbs	•	2,184 lbs						
45/65-45									•	2,996 lbs	•	3,268 lbs		
24.00-49					•	1,672 lbs	•	2,986 lbs						
27.00-49					•	1,640 lbs	•	3,426 lbs						
30.00-51									•	2,332 lbs	•	2,986 lbs		
33.00-51									•	3,262 lbs	•	3,378 lbs		
36.00-51									•	3,430 lbs	•	3,894 lbs		
37.00-57									•	3,602 lbs	•	4,088 lbs		
40.00-57									•	4,282 lbs	•	4,282 lbs		
50/80-57													•	7,148 lbs
55/80-57													•	7,280 lbs
55/80-63													•	7,426 lbs

Glacier Square & Twist Link Chains

Glacier Square Link Passenger Chains



- Square link (PLC) design for extra traction and durability
- Suitable for front and rear wheel drive cars
- Type "S" (limited clearance) vehicles
- Adjusters recommended. Sold separately
- **Always** pre-fit chains before use is required

Glacier Twist Link Passenger Chains



- Twist link (PL) design
- Suitable for front and rear wheel drive cars
- Type "S" (limited clearance) vehicles
- Adjusters recommended. Sold separately
- **Always** pre-fit chains before use is required

Glacier Cable Chains

Glacier Cable Chains



- Case hardened steel rollers on cable cross members
- Suitable for front and rear wheel drive cars
- Type "S" (limited clearance) cars
- Adjusters recommended. Sold separately
- Meets all state requirements for cable traction devices
- **Always** pre-fit chains before use is required

Glacier V-Trac Cable Chains



- Diagonal pattern cross members for smooth ride
- Compatible with ABS, Traction Control and AWD cars
- Meets S.A.E. Class "S" (limited clearance) cars
- Supplied with rubber tensioner
- Meets all state requirements for cable traction devices
- **Always** pre-fit chains before use is required

Glacier Twist and Square Link Chains

Glacier Twist Link Truck Chains



- Features cam style ("SC") side chain
- Twist link cross chain case hardened to N.A.C.M. specifications
- Regular "S" side chain (Without cam locks) available by special order

Glacier Square Link Truck Chains



- Features cam style ("SC") side chain
- Square cross chain; case hardened to N.A.C.M. specifications
- Regular "S" side chain (Without cam locks) available by special order

Glacier Cable and V-Trac Cable Chains

Glacier Truck Cable Chains



- Case hardened spring rollers for longer wear
- Meets all state requirements for cable traction devices
- Heavy duty lever fastener for added tightening
- Light weight and easy to install

Glacier V-Trac Truck Cable Chains



- Diagonal pattern design for smoother ride
- Can be installed without moving vehicle
- Case hardened spring rollers for longer wear
- Light weight and easy to install
- Meets all state requirements for cable traction devices

Glacier Heavy Truck Cable Chains

Glacier Truck Cable Chains



Will meet all state requirements including Colorado D.O.T.

- Case hardened spring rollers for longer wear
- Heavy duty lever fastener for added tightening
- Light weight and easy to install

Glacier V-Trac Truck Cable Chains



- Diagonal pattern design for smoother ride
- Can be installed without moving vehicle
- Case hardened spring rollers for longer wear
- Light weight and easy to install

Glacier Emergency Chains

6086V



6087



6085V / 6088V



6081 / 6083



- Ideal for emergency and short use situations
- Twist link cross chain case hardened construction
- EASY-ON, EASY-OFF installation, requires wheels with holes or slots for mounting

Glacier Emergency Chain

Stock No.	Trade Size	Application	Description	Rim Size	Standard packaging	Weight
6081	4/0	Light Truck	Chain Fastener, 1 Cross Chain	15 - 18"	1 pair	1.5 lbs
6083	6/0	Heavy Truck	Chain Fastener, 1 Cross Chain	19.5 - 24.5"	1 pair	2 lbs
6085V	7/0	V-bar Heavy Truck	Chain Fastener, 2 V-bar Cross Chains	19.5 - 24.5"	1 pair	13 lbs
6086V	6/0	V-bar Heavy Truck	Web Strap Fastener, 2 V-bar Cross Chains	19.5 - 24.5"	1 pair	8 lbs
6087	4/0	Light Truck	Web Strap Fastener, 2 Cross Chains	15 - 18"	1 pair	3 lbs
6088V	7/0 V-Bar	V-bar Heavy Truck	Wide Base Tire Chain Fastener	(385 -455) Tire Width	1 pair	14.6 lbs

Please call so we can help you find the ideal Emergency Chain for your vehicle.

Glacier Twist Link and V-Bar Chains

Glacier Twist Link Truck Chains



- Feature cam style ("SC") side chain
- Twist link cross chain; case hardened to N.A.C.M. specifications
- Side chain (without cam locks) available by special order
- **Also available in our Heavy Duty / "HD" Chain. Call for more info**

Glacier V-Bar Truck Chains



- Case hardened, V-Bar twist link cross chain
- Twist link V-Bar designed for extra traction
- For on and off road application
- Side chain (without cam locks) available by special order

Glacier Mud Service and Square Link Chains

Glacier Mud Service Chain



- Extra heavy duty cross chain design for maximum traction off-road
- Twist link cross chain case hardened to N.A.C.M. specifications
- Ideal for use in heavy snow and mud

Glacier Square Link Truck Chains




- Feature cam style ("SC") side chain
- Square cross chain case hardened to N.A.C.M. specifications
- Side chain (Without cam locks) available by special order

Glacier Wide Base Tire Chains

Light and Heavy Trucks



- Single tire mount: for high floatation, wide base rim tires and super singles
- Dual tire mount: for dual tires and wheels with minimal space between tires
- Both Cam and Non-Cam side chain available by request



Available in duals Optional multi-arm adjuster

Glacier Small Equipment Chains

Snow Blowers, Garden Tractors and Small Equipment

- Heavy duty twist link cross chains
- 2 link spacing for maximum traction and smooth operation



Glacier Small Equipment Chains

Tire Size	Stock No.	Weight	Tire Size	Stock No.	Weight	Tire Size	Stock No.	Weight
10/10.5-2.75	SE3301	3 lbs	13x6.5-6	SE1301	11 lbs	20x8-10	SE1308	19 lbs
10-3	SE3301	3 lbs	15x5-6	SE3300	12 lbs	20x10-10	SE7145	20 lbs
12x-3	SE3308	3 lbs	15x6-6	SE3300	12 lbs	6-12	SE5313	19 lbs
10.25-3.25	SE3301	3 lbs	4/4.8-8	SE1301	11 lbs	7-12	SE4300	22 lbs
4.1/350-4	SE7106	3 lbs	5/5.7-8	SE3303	16 lbs	8-12	SE4300	22 lbs
3.4/3-5	SE7106	3 lbs	16x6.5-8	SE3300	12 lbs	12-12	SE5308	30 lbs
4.1/3.5-5	SE3302	4 lbs	18x6.5-8	SE3312	14 lbs	23x7.5-12	SE5313	19 lbs
4.1/3.5-6	SE3302	4 lbs	18x8.5-8	SE3307	15 lbs	23x8.5-12	SE4300	22 lbs
12x3.5-6	SE3302	4 lbs	18x9.5-8	SE3305	16 lbs	23x9.5-12	SE5307	25 lbs
12.25x3.5-6	SE3302	4 lbs	20x8-8	SE1308	19 lbs	23x10.5-12	SE5307	25 lbs
13x5-6	SE7129	6 lbs	20x10-8	SE7145	20 lbs	26x12-12	SE5308	30 lbs
						27x12-12	SE5308	30 lbs

Glacier ATV Chains

2 Link Spacing, V-Bar Reinforced

- Heavy duty 4/0 cross chain
- 2 link spacing for maximum traction and smooth operation



Glacier ATV Chains

Tire Size	Stock No.	Weight	Tire Size	Stock No.	Weight	Tire Size	Stock No.	Weight
22x11-8	ATV615	28 lbs	23x10-10	ATV615	28 lbs	24x8-11	ATV611	29 lbs
22x12-9	ATV615	28 lbs	24x11-10	ATV618	39 lbs	24x9-11	ATV618	39 lbs
24x11-9	ATV618	39 lbs	24x12-10	ATV620	37 lbs	25x8-11	ATV612	33 lbs
24x13-9	ATV620	37 lbs	25x8-10	ATV612	33 lbs	24x8-12	ATV618	39 lbs
25x12-9	ATV620	37 lbs	25x11-10	ATV620	37 lbs	25x10-12	ATV618	39 lbs
25x13-9	ATV620	37 lbs	25x12-10	ATV620	37 lbs	25x11-12	ATV620	37 lbs
25x13.5-9	ATV620	37 lbs	20x8-11	ATV610	26 lbs	26x8-12	ATV611	29 lbs
22x10-10	ATV615	28 lbs	22x8-11	ATV610	26 lbs	26x11-12	ATV620	37 lbs
22x11-10	ATV615	28 lbs	23x8-11	ATV611	29 lbs	23x5.5-14	ATV611	29 lbs
						23x8.5x14	ATV611	29 lbs

•Custom chains are available for any tire size. Call for details

Glacier O.T.R. Chains

Designed for Plows, Scrapers, Loaders, Graders, and Backhoes

Glacier Square Link Alloy OTR



Glacier Twist Link OTR



Glacier V-Bar OTR



Glacier Double Spaced OTR



Glacier O.T.R. equipment chains are available in three different styles: twist link, square link, and V-Bar. Double link spacing is available upon request.

Glacier Twist Link OTR				Glacier V-Bar Twist Link OTR		
Tire Size	Twist Link Stock No.	Weight Per Pair	Cross Chain Stock No.	V-Bar Stock No.	Weight Per Pair	Cross Chain Stock No.
13.00-24; 14.00-20/21; 15.5-25; 445/95-25	H2612S	112lbs	H6630	H2912S	128 lbs	H6930
14.00-24; 14.00-25; 385/95-24; 385/95-25	H2615S	130 lbs	H6630	H2915S	148 lbs	H6930
16.00-20/21; 17.5-25; 445/80-25	H2624S	158 lbs	H6640	H2924S	177 lbs	H6940
16.00-24; 16.00-25; 19.5L-24; 445/95-25	H2627S	176 lbs	H6640	H2927S	203 lbs	H6940
20.5-25; 525/80-25	H2633S	194 lbs	H6650	---	---	---
18.00-25; 18.00-26; 505/95-25	H2636S	206 lbs	H6650	---	---	---
18.00-33; 600/65-25	H2642S	247 lbs	H6650	---	---	---
23.5-25; 25.5-25; 605/80-25	H2645S	354 lbs	H6660	---	---	---
21.00-24; 21.00-25	H2648S	380 lbs	H6660	---	---	---
21.00-35	H2654S	440 lbs	H6660	---	---	---
26.5-25; 686/80-25	H2657S	438 lbs	H6670	---	---	---
24.00-25; 26.5-29	H2660S	461 lbs	H6670	---	---	---
29.5-25	H2672S	489 lbs	H6680	---	---	---
29.5-29	H2675S	516 lbs	H6680	---	---	---

Glacier Square Link OTR							
Tire Size	Square Link Stock No.	8 mm	Weight Per Pair	10 mm	Weight Per Pair	12 mm	Weight Per Pair
13.00-24; 14.00-20/21; 15.5-25; 445/95-25	H2712SL	•	96 lbs	•	127 lbs		
14.00-24; 14.00-25; 385/95-24; 385/95-25	H2715SL	•	104 lbs	•	145 lbs		
16.00-20/21; 17.5-25; 445/80-25	H2724SL			•	142 lbs	•	193 lbs
16.00-24; 16.00-25; 19.5L-24; 445/95-25	H2727SL			•	167 lbs	•	220 lbs
20.5-25; 525/80-25	H2733SL			•	175 lbs	•	261 lbs
18.00-25; 18.00-26; 505/95-25; 600/65-25	H2736SL			•	195 lbs	•	243 lbs
18.00-33	H2742SL			•	232 lbs	•	284 lbs
23.5-25; 25.5-25; 605/80-25	H2745SL					•	300 lbs
21.00-24; 21.00-25	H2748SL					•	298 lbs
21.00-35	H2754SL					•	351 lbs
26.5-25; 686/80-25	H2757SL					•	346 lbs
24.00-25; 26.5-29	H2760SL					•	356 lbs
29.5-25	H2772SL					•	403 lbs
29.5-29	H2775SL					•	427 lbs

Pewag & Glacier Tractor Chains

Ladder Style Tractor Chains - For Mud and Field Traction

Pewag "All-Square" Tractor



Glacier Twist Link Tractor



•Our tractor chains are available in 2 and 4 link spacing as well as various other millimeter sizes (not listed) by request.

Tire Size	Pewag			Glacier		
	Square Stock No.	Cross Chain No.	8.2 mm 10 mm 12 mm	Twist Stock No.	Cross Chain No.	
8.2-24	E0822	E6434	•	H0822	H6434	
8.3-16				H0821	H6266	
9.5-16	E0829	E6434	•	H0829	H6434	
9.5-24	E0832	E6434	•	H0832	H6434	
9.5-28	E0836	E6445	•	H0836	H6445	
9.5-32	E0838	E6445	•	H0838	H6445	
10.5/80-18	E0822	E6256	•	H0822	H6434	
11.2-24	E0836	E6445	•	H0836	H6445	
11.2-28	E0838	E6445	•	H0838	H6445	
11.2-34	E0846	E6445	•	H0846	H6445	
11.2-36	E0846	E6445	•	H0846	H6445	
11.2-38	E0862	E6445	• •	H0862	H6445	
12.4-16	E0831	E6445	•	H0831	H6435	
12.4-24	E0852	E6445	• •	H0852	H6445	
12.4-28	E0856	E6445	• •	H0856	H6445	
12.4-36	E0862	E6445	• •	H0862	H6445	
12.4-38	E0862	E6445	• •	H0862	H0862	
12.5/80-18	E0834	E6445	•	H0834	H6445	
13.5-16	E0820	E6266	•	H0820	H6266	
13.6-16	E0850	E7420	• •	H0850	H7420	
13.6-24	E0858	E7420	• •	H0858	H7420	
13.6-26	E0858	E7420	• •	H0858	H7420	
13.6-28	E0859	E7420	• •	H0859	H7420	
13.6-36	E0866	E7420	• •	H0866	H7420	

Tire Size	Pewag			Glacier		
	Square Stock No.	Cross Chain No.	8.2 mm 10 mm 12 mm	Twist Stock No.	Cross Chain No.	
13.6-38	E0866	E7420	• •	H0866	H7420	
13.9-36	E0866	E7420	• •	H0866	H7420	
14.9-24	E0859	E7420	• •	H0859	H7420	
14.9-26	E0869	E7420	• •	H0869	H7420	
14.9-28	E0869	E7420	• •	H0869	H7420	
14.9-38	E0871	E7420	• •	H0871	H7420	
15-22.5	E0852	E6445	• •	H0852	H6445	
15.5-38	E0879	E7426	• •	H0879	H7426	
16.9-24	E0874	E7426	• •	H0874	H7426	
16.9-28	E0876	E7426	• •	H0876	H7426	
16.9-30	E0877	E7426	• •	H0877	H7426	
16.9-34	E0879	E7426	• •	H0879	H7426	
17.5-24	E0874	E7426	• •	H0874	H7426	
18.4-16.1	E0881	E9562	• •	H0881	H9562	
18.4-24	E0883	E9562	• •	H0883	H9562	
18.4-26	E0883	E9562	• •	H0883	H9562	
18.4-28	E0884	E9562	• •	H0884	H9562	
18.4-30	E0885	E9562	• •	H0885	H9562	
18.4-34	E0887	E9562	• •	H0887	H9562	
18.4-38	E0889	E9562	• •	H0889	H9562	
18.4-42	E0894	E9562	• •	H0894	H9562	
19.5-24	E0883	E9562	• •	H0883	H9562	
20.8-34	E0890	E6650	• •	H0890	H6650	
20.8-38	E0892	E6550	• •	H0892	H6550	
21-24	E0885	E9562	• •	H0885	H9562	
21.5-16	E0882	E9562	• •	H0882	H9562	
23.1-26	E0891	E9567	• •	H0891	H9567	
23.1-34	E0895	E9567	• •	H0895	H9567	

•Custom chains are available for any tire size. Call for details

Glacier Square Link Duo Tractor Chains

Glacier Square Link "H" Pattern Traction Chain



- Alloy steel construction for superior wear
- Designed for use on farm and agricultural elements
- "H" pattern design keeps the chain on top of the tread
- New 8mm, Square Link construction, designed for better traction
- Use for field and mud applications




Glacier Square Link Duo Tractor Chains				
Tire Size	Stock No.	Weight Per Pair	Cross Chain Stock No.	Cross Chains Per 1/2 Pair
9.5-24; 9.5-28; 11.2-24; 280/85-24	H214SL	97 lbs	H292SL	8
9.5-36; 9.5-38; 11.2-32; 12.4-28; 320/85-28	H218SL	120 lbs	H292SL	10
11.2-34; 11.2-36	H224SL	131 lbs	H292SL	11
10.5/80-18; 12-16; 315/75-15; 12.5/80-18	H225SL	74 lbs	H292SL	6
9.5-44	H227SL	154 lbs	H292SL	13
9.5-32; 11.2-28; 355/80-20; 12.4-24; 320/85-24	H229SL	110 lbs	H292SL	9
11.2-38; 11.2-44; 12.4-36; 12.4-38; 320/85-36	H232SL	150 lbs	H292SL	12
9.5-48; 11.2-44	H236SL	143 lbs	H292SL	14
13.6-28; 13.9-36; 320/85-34; 340/85-28	H242SL	140 lbs	H294SL	11
13.6-36; 13.6-38; 340/85-36; 340/85-38	H246SL	154 lbs	H294SL	12
11.2-48; 12.4-40; 12.4-42	H247SL	167 lbs	H294SL	13
13.6-24; 13.6-26; 14.9-24; 340/85-24; 380/85-24	H240SL	122 lbs	H295SL	9
14.9-26	H250SL	135 lbs	H295SL	10
14.9-28; 14.9-30; 380/85-28	H252SL	148 lbs	H295SL	11
17.5-24; 17.5L-24	H263SL	118 lbs	H296SL	8
16.9-26; 16.9-28; 420/85-28	H262SL	146 lbs	H296SL	10
16.9-30; 16.9-32; 420/85-30	H266SL	158 lbs	H296SL	11
16.9-34; 16.9-38; 420/85-34; 420/85-38	H270SL	169 lbs	H296SL	12
12.4-52; 320/90-50	H255SL	185 lbs	H296SL	13
420/80-46	H256SL	199 lbs	H296SL	14
12.4-48	H259SL	213 lbs	H296SL	15
18.4-16.1; 21.5L-16.1	H264SL	113 lbs	H298SL	7
18.4-24; 19.5L-24	H268SL	144 lbs	H298SL	9
18.4-26; 18.4-28; 18.4-30; 460/85-30	H271SL	165 lbs	H298SL	10
18.4-34; 460/85-34	H273SL	175 lbs	H298SL	11
16.9-38; 18.4-38; 20.8-34; 460/85-38	H272SL	190 lbs	H298SL	12
18.4-42; 18.4-46; 460/85-42; 460/85-46	H277SL	221 lbs	H298SL	14
21L-24	H275SL	162 lbs	H299SL	8
20.8-38; 520/85-38	H276SL	225 lbs	H299SL	13

Pewag Studded Truck Chains

7mm Heavy Truck Studded Alloy Twist Link



- 7mm studded cross chain made of premium Pewag alloy steel for extended wear and strength
- Especially designed for aggressive off-road applications



Available in duals Optional multi-arm adjuster


Pewag 7mm Studded Truck Chains			
Tire Size	Singles	Duals	Cross Chain
10.00-22	KST2249S	KST4249S	KST6253
295/80-22.5	KST2249S	KST4249S	KST6253
11-24.5	KST2249S	KST4249S	KST6253
315/75-24.5	KST2249S	KST4249S	KST6253

Pewag Studded Truck Chains

8mm Heavy Truck Studded Alloy Twist Link



- 8mm studded cross chain made of premium Pewag alloy steel for extended wear and strength
- Especially designed for aggressive off-road applications



Available in duals Optional multi-arm adjuster

Pewag 8mm Studded Truck Chains			
Tire Size	Singles	Duals	Cross Chain
10.00-22	KST2249S 8mm	KST4249S 8mm	KST6253 8mm
295/80-22.5	KST2249S 8mm	KST4249S 8mm	KST6253 8mm
11-24.5	KST2249S 8mm	KST4249S 8mm	KST6253 8mm
315/75-24.5	KST2249S 8mm	KST4249S 8mm	KST6253 8mm

Glacier Studded Truck Chains

Heavy Truck Studded Alloy Twist Link



- Especially designed for aggressive off-road applications
- 8mm studded cross chain made of tough alloy steel for extended wear and strength
- Short pitch - 7/0 side chain for extra durability and reduced weight

Glacier Studded Truck Chains			
Tire Size	Singles	Duals	Cross Chain
10.00-22	GST2249S	GST4249S	GST6253
295/80-22.5	GST2249S	GST4249S	GST6253
11-24.5	GST2249S	GST4249S	GST6253
315/75-24.5	GST2249S	GST4249S	GST6253

Glacier Ring Skidder Chains

9/16" and 5/8" Fixed Ring Skidder Chains



- Hardened carbon steel construction
- Fixed ring design

Glacier Ring Skidder Chains					
Tire	Stock Number	Ring Size	Number of Rings	Tag Chain Wire Size	Weight Per Pair
18.4-26	GRS001	1 1/8 (28mm)	10	9/16 (14mm)	625 lbs
16.9-30	GRS001	1 1/8 (28mm)	10	9/16 (14mm)	625 lbs
23.1-26	GRS002	1 1/8 (28mm)	11	5/8 (16mm)	749 lbs
18.4-34	GRS002	1 1/8 (28mm)	11	5/8 (16mm)	749 lbs
24.5-32	GRS003	1 1/8 (28mm)	13	5/8 (16mm)	865 lbs
28L-26	GRS004	1 1/8 (28mm)	10	5/8 (16mm)	743 lbs
30.5-32	GRS005	1 1/8 (28mm)	9	5/8 (16mm)	786 lbs

Glacier Net Skidder Chains

5/8" Studded Net Skidder Chains



- Studded link cross chain
- Double diamond pattern for maximum traction

Glacier Net Skidder Chains			
Tire Size	Stock Number	Chain Size	Weight Per Pair
18.4-26	GDDS001	5/8 (16mm)	814 lbs
16.9-30	GDDS001	5/8 (16mm)	814 lbs
23.1-26	GDDS002	5/8 (16mm)	916 lbs
18.4-34	GDDS002	5/8 (16mm)	916 lbs
24.5-32	GDDS003	5/8 (16mm)	968 lbs
28L-26	GDDS004	5/8 (16mm)	975 lbs
30.5-32	GDDS005	5/8 (16mm)	1130 lbs

Pewag and Glacier Side Chain



Pewag Hardened and Standard Side Chain						
Stock No.	Trade Size	Type	Diameter	Application	Package	Package Weight
1004A	4/0	----	.219 (7/32")	Light Truck	100'	34.5 lbs
1006A	6/0	----	.281 (9/32")	Truck	100'	55.8 lbs
1007A	7/0	----	.312 (5/16")	Truck/Equip	100'	70.4 lbs
1008	7/0	Hardened	.312 (5/16")	Truck/Equip	100'	68 lbs
1009A	9/0	----	.375 (3/8")	Heavy Equip	100'	108 lbs
1010	9/0	Hardened	.375 (3/8")	Heavy Equip	100'	104 lbs
1011A	11/0	----	.437 (7/16")	Heavy Equip	100'	138 lbs
1012	11/0	Hardened	.437 (7/16")	Heavy Equip	100'	141 lbs

Glacier Cam-Side Chain			
Stock No.	Trade Size	Diameter	Application
1016	6/0 3cams	.219 (7/32")	Light Truck
1017	4/0 4cams	.281 (9/32")	Truck
1019	7/0 4cams	.312 (5/16")	Truck/Equip



Glacier Cam-Side Chain

Glacier Standard Side Chain					
Stock No.	Trade Size	Diameter	Application	Package	Package Weight
1004	4/0	.219 (7/32")	Light Truck	100'	34.5 lbs
1006	6/0	.281 (9/32")	Truck	100'	55.8 lbs
1007	7/0	.312 (5/16")	Truck/Equip	100'	70.4 lbs
1009	9/0	.375 (3/8")	Heavy Equip	100'	108 lbs
1011	11/0	.437 (7/16")	Heavy Equip	100'	138 lbs
1013	13/0	.512 (1/2")	Heavy Equip	100'	236 lbs

Pewag and Glacier Cross Chain



Pewag Hardened Square Link



Pewag Hardened Twisted Square Link



Glacier Twist Link



Glacier Twisted Square Link



Glacier Square Link

Pewag Hardened Square Link					
Stock no.	Trade Size	Diameter	Application	Package	Weight
3003	3.7mm	.145(9/64")	Passenger	100'	21.2 lbs
3004	4.5mm	.177 (5/32")	Passenger	100'	31.2 lbs
3005	5.6mm	.220 (3/16")	Light Truck	100'	49 lbs
3007	7.0mm	.275 (1/4")	Truck	100'	78 lbs
3008	8.2mm	.322 (5/16")	Truck/Equip	100'	108 lbs
3010	10mm	.409 (3/8")	Heavy Equip	100'	162 lbs
3012	12mm	.472 (7/16")	Heavy Equip	50'	117 lbs

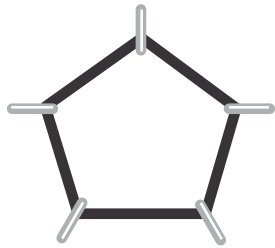
Pewag Hardened Twisted Square Link					
Stock No.	Trade Size	Diameter	Application	Package	Weight
3008TSL	8.2mm	.322 (5/16")	Truck/Equip	100'	108 lbs
3010TSL	10mm	.409 (3/8")	Heavy Equip	100'	162 lbs

Glacier Hardened Twist Link					
Stock No.	Trade Size	Diameter	Application	Package	Weight
2004	4/0	.219 (7/32")	Light Truck	100'	24 lbs
2006	6/0	.281 (9/32")	Truck	100'	35 lbs
2007	7/0	.312 (5/16")	Heavy Truck	50'	41 lbs
2009	9/0	.375 (3/8")	Heavy Equip	50'	68 lbs
2011	11/0	.437 (7/16")	Heavy Equip	50'	92 lbs
2014	14/0	.531 (17/32")	Heavy Equip	50'	140 lbs

Glacier Hardened Twisted Square Link					
Stock No.	Trade Size	Diameter	Application	Package	Weight
2008TSL	8mm	.315 (5/16")	Truck/Equip	50'	48 lbs
2010TSL	10mm	.409 (3/8")	Heavy Equip	50'	83 lbs

Glacier Hardened Square Link					
Stock No.	Trade Size	Diameter	Application	Package	Weight
2005SL	5.6mm	.220 (3/16")	Light Truck	100'	47 lbs
2007SL	7mm	.275 (1/4")	Truck	100'	82 lbs
2008SL	8mm	.315 (5/16")	Truck/Equip	100'	94 lbs
2010SL	10mm	.409 (3/8")	Heavy Equip	100'	147 lbs
2012SL	12mm	.472 (7/16")	Heavy Equip	50'	112 lbs

Chain Tighteners



Passenger, Light and Heavy Truck Rubber Adjuster



Multi-Arm Adjuster




Spring Adjuster



15" Tarp Strap

Tire Chain Tighteners					
Stock No.	Description	Application	Rim Size	Package	Package Weight
94	Spring & Chain	Light Truck	16 - 20"	1	1.2 lbs
96	15" Tarp Strap	Heavy Truck	----	50	12 lbs
97	Rubber Adjuster	Heavy Truck	18.5 - 24.5"	25	19 lbs
98	Spring & Chain	Heavy Truck	19.5 - 24.5"	1	4 lbs
99	Rubber Adjuster	Light Truck	15 - 18"	80	40 lbs
100	Rubber Adjuster	Passenger	12 - 17"	80	35 lbs
101	Rubber Adjuster	Heavy Equipment & Tractor	20 - 33"	1	3 lbs
102	Rubber Adjuster	Snow blower & GT	6 - 8"	10	6 lbs
103	Multi Arm Adjuster	Heavy Truck	18.5 - 24.5"	1	1.5 lbs
105	Multi Arm Adjuster	Light Truck	15 - 18"	1	1 lbs

Tire Chain Repair Tools



BC 36



201



202 and 203



202A

Tire Chain Repair Tools & Parts					
Stock No.	Description	Application	Length	Package	Weight
BC36	Bolt Cutters	ALL	36"	1	12 lbs
200	Handheld Chain Tool	Passenger	7"	1	0.35 lbs
201 (Import)	Short Handled Chain Tool	Light & Heavy Truck	22"	1	7.95 lbs
202 (Import)	Long Handled Chain Tool	Light & Heavy Truck	33"	1	10.4 lbs
203 (Domestic)	Long Handled Chain Tool	Light & Heavy Truck	33"	1	9.4 lbs
202A	Chain Plier Replacement Jaw	----	----	1	2.2 lbs

Cross Chain Hooks



Cross Chain Hooks					
Stock Number	Trade Size	Diameter	Cross Chain Application	Standard package	Package Weight
403	3/0	.207 (13/64")	Passenger	50	1.26 lbs
405	5/0	.250 (1/4")	Light Truck	50	3.5 lbs
406	6/0	.281 (9/32")	Truck	50	5.5 lbs
407	7/0	.312 (5/16")	Heavy Truck	50	8.2 lbs
409	9/0	.375 (3/8")	Small Equipment	50	13.3 lbs
410	10/0	.406 (13/32")	Small Equipment	50	17.6 lbs
411	11/0	.433 (7/16")	Heavy Equipment	50	21.8 lbs
413	13/0	.512 (33/64")	Heavy Equipment	50	32.2 lbs

Cross Chain Swivel Hooks



509



5858SP



5864



5862



5861

Cross Chain Swivel Hooks					
Stock Number	Trade Size	Diameter	Application	Standard Package	Package Weight
505	4/0	---	Light Truck	25	3.5 lbs
507	7/0	---	Truck	25	5.9 lbs
509	9/0	.437 (7/16")	Heavy Equipment	25	6 lbs
511	11/0	.563 (9/16")	Heavy Equipment	25	12 lbs
513	14/0	---	Heavy Equipment	25	13.3 lbs
5858SP	11/0	.563 (9/16")	8.2mm, 10mm Cross Chain	25	7 lbs
5861	Ruggo	.437 (7/16")	8.2mm, 10mm, 9/0, 11/0	25	15 lbs
5862	Ruggo Hanger	.375 (3/8")	Ruggo, 509, 5858SP	25	6 lbs
5864	Ruggo Washer	---	For Stock No. 5861	100	5.8 lbs

Side Chain Speed Hook



Side Chain Speed Hook					
Stock Number	Trade Size	Diameter	Application	Standard Package	Package Weight
318	3/0	.207 (13/64")	PL Passenger	100	3 lbs
319	6/0	.281 (9/32")	Light Truck	100	8.5 lbs
320	9/0	.375 (3/8")	Heavy Truck	100	21 lbs
324	11/0	.468 (15/32")	Heavy Equipment	100	25.5 lbs

Accessories and Repair Parts



Pewag Cross Chain Repair Links					
Stock No.	Trade Size	Diameter	Application	Standard Package	Package Weight
705	5.6mm	3/16	Light Truck	10	0.33 lbs
707	7mm	1/4	Heavy Truck	10	0.63 lbs
708	8.2mm	5/16	Heavy Truck & Equipment	10	1.12 lbs
710	10mm	3/8	Heavy Equipment	10	2.11 lbs
712	12mm	7/16	Heavy Equipment	10	3.25 lbs



Side Chain Repair Link					
Stock No.	Trade Size	Diameter	Application	Standard Package	Package Weight
603	3.5mm	1/8 x 3/4"	Passenger	25	0.31 lbs
605	5.6mm	3/16 x 1 1/16"	Light Truck	25	1 lbs
607	7mm	1/4 x 1 3/8"	Heavy Truck	25	2 lbs
608	8mm	5/16 x 1 1/2"	Heavy Truck	25	3 lbs
609SC	10mm	3/8 x 2 1/8"	Heavy Truck & Equipment	25	6.5 lbs
610	10mm	3/8 x 1 5/8"	Heavy Truck & Equipment	25	5 lbs



Emergency Quick Link (Rapid Link)					
Stock No.	Trade Size	Diameter	Application	Standard Package	Package Weight
8004	4/0	1/4"	Light Truck	20	1.0 lbs
8006	6/0	9/32"	Heavy Truck	20	1.5 lbs
8008	7/0	5/16"	Med/Heavy Equip	20	3.3 lbs
8010	9/0	3/8"	Heavy Equipment	20	6.0 lbs
8013	11/0	1/2"	Heavy Equipment	20	9.3 lbs



Cam Tightener			
Stock No.	Application	Standard Package	Package Weight
5998	Light Truck	10	3 lbs
5999	Heavy Truck	10	7 lbs



Cam Tool			
Stock No.	Application	Standard Package	Package Weight
204LT	Light Truck Cams	20	5 lbs
204	Heavy Truck Cams	20	8 lbs



312

317

Clevis Style Fasteners				
Stock No.	Type	Application	Standard Package	Package Weight
312	Clevis Style	Small Equipment	10	4.5 lbs
317	Clevis Style	Heavy Equipment	10	11 lbs



8220

8230

8250

8260

Lever Fasteners				
Stock No.	Type	Application	Standard Package	Package Weight
8220	Lever Style	PL passenger	20	1.6 lbs
8230	Lever Style	Light Truck	20	3.5 lbs
8250	Lever Style	Heavy Truck	20	11.6 lbs
8260	Lever Style	Heavy Truck	20	10 lbs
8270	Lever Style	Heavy Equipment	20	21 lbs
5297	Lever Style	Universal Tension Chain	20	36 lbs



8270



Universal Tension Chain

Universal and Erzberg Repair Parts



Warning: For Tire Chain Use Only - Not for overhead lifting, load securement or any other purpose.

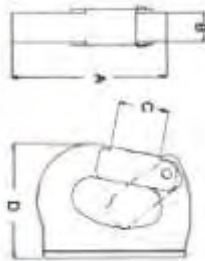
Glacier Screw Pin Shackles - (Screw Pin is Non-Load Rated)				
Stock Number	Trade Size	Application	Standard Package	Package Weight
Shackle 3/8"	3/8"	Heavy Equipment	10	3 lbs
Shackle 1/2"	1/2"	Heavy Equipment	10	6 lbs



Pewag Slit Ring				
Stock Number	Description	Application	Standard Package	Package Weight
5073	Pewag Slit Ring - 8mm x 36mm	Net Chain Repair Ring	10	---
5109	Pewag Slit Ring - 12mm x 45mm	Net Chain Repair Ring	10	---
7093	44D - Slit Ring - 14mm x 52mm	Net Chain Repair Ring	10	3 lbs
7094	44E - Slit Ring - 17mm x 64mm	Net Chain Repair Ring	10	6 lbs



Pewag Coupling Ring				
Stock Number	Description	Application	Standard Package	Package Weight
7077TC	31C - 10mm Coupling Ring	8.2mm Cross Chain	10	6 lbs
7078TC	31D - 12mm Coupling Ring	10mm Cross Chain	10	7 lbs
7079TC	31E - 14mm Coupling Ring	12mm Cross Chain	10	12 lbs
33254TC	31G - 18mm Coupling Ring	16mm Cross Chain	10	23 lbs



Pewag Alloy Weld On Bucket Hook BH							
Stock Number	Weight Load Limit (lb 4:1)	A	B	C	D	Standard Package	Package Weight
BH-1TC	200	4.12	1	0.87	3	1	1.25 lbs
BH-3TC	6000	4.87	1.25	1.12	3.37	1	2.30 lbs
BH-4TC	8000	5.75	1.37	1.25	4	1	4.25 lbs
BH-5TC	10000	6	1.37	1.25	4.25	1	4.75 lbs
BH-8TC	16000	8.12	1.62	1.75	5	1	8.50 lbs
BH-10TC	20000	8.5	2	1.75	5.5	1	11.75 lbs



Pewag Alloy Weld On Bucket Hook C								
Stock Number	Working Load Limit 5:1 Metric Tons	L	I	H	B	T	Standard Package	Package Weight
BH-C8TC	8	9.84	5.9	6.69	2.36	1.77	10	15.61 lbs
BH-C10TC	10	10.04	6.3	6.89	2.75	1.97	10	17.63 lbs
BH-C18TC	18	11.41	6.69	7.48	3.15	1.97	10	23.80 Lbs

Universal and Erzberg Repair Parts



Pewag VBS Pin Lock Repair Link				
Stock Number	Description	Application	Standard Package	Package Weight
6177TC	39D - 12mm VBS Pin Lock	10mm Cross Chain	10	6 lbs
6035TC	39E - 14mm VBS Pin Lock	12mm Cross Chain	10	6 lbs



Pewag TPC Pin Lock Repair Link				
Stock Number	Description	Application	Standard Package	Package Weight
7084TC	Pewag 37C - 10mm Pin Lock	8.2mm Cross Chain	10	5 lbs
7085TC	Pewag 37D - 12mm Pin Lock	10mm Cross Chain	10	7 lbs
11966TC	Pewag 37E - 14mm Pin Lock	12mm Cross Chain	10	9 lbs



Glacier Pin Lock Repair Link				
Stock Number	Description	Application	Standard Package	Package Weight
908	Glacier 8.2mm Pin Lock	8.2mm Cross Chain	10	2 lbs
910	Glacier 10mm Pin Lock	10mm Cross Chain	10	3.5 lbs
912	Glacier 12mm Pin Lock	12mm Cross Chain	10	8 lbs



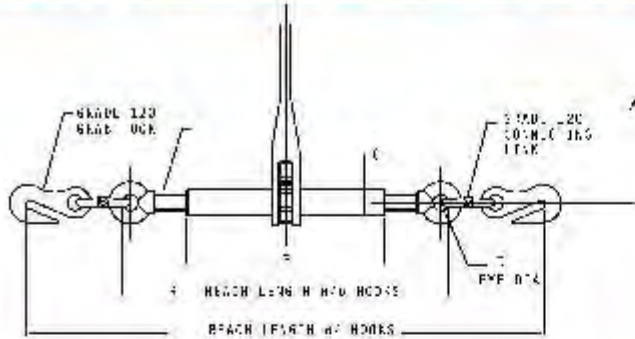
Pewag 3 Link Repair Section				
Stock Number	Description	Application	Standard Package	Package Weight
9900	3 Link Repair Section	8.2mm Cross Chain	1	0.5 lbs
9902	3 Link Repair Section	10mm Cross Chain	1	1 lbs
9904	3 Link Repair Section	12mm Cross Chain	1	2 lbs



Pewag Middle Connecting Hook				
Stock Number	Description	Application	Standard Package	Package Weight
9008	GM 8 Middle Connecting Hook	8.2mm Cross Chain	10	3 lbs
9010	GM10 Middle Connecting Hook	10mm Cross Chain	10	6 lbs
9012	GM12 Middle Connecting Hook	12mm Cross Chain	10	10 lbs

Pewag Grade 120 Load Binders

Load Binders for Cargo Securement and Tightening of Chains

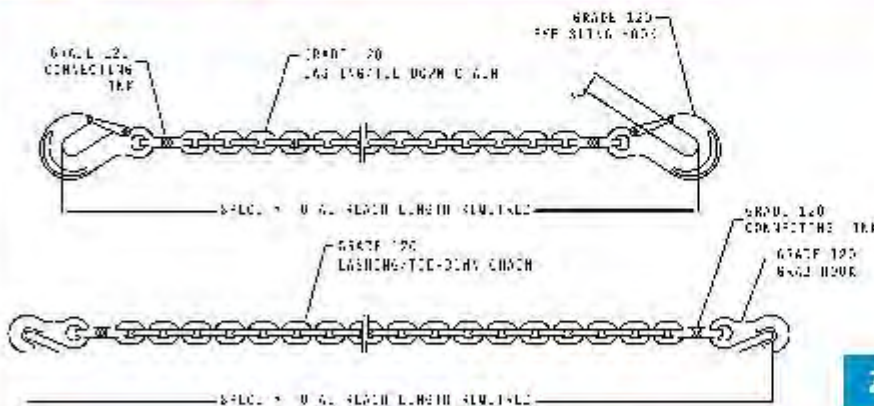


FEATURES AND BENEFITS

- HIGH STRENGTH GRADE 120 CONSTRUCTION FOR MAXIMUM WORKING LOADS
- FORGED STEEL EYE BOLT, STEEL BARREL CONSTRUCTION AND CAST HANDLE ASSEMBLY
- HIGH LOAD CAPACITY TRAPEZOIDAL THREAD FORM
- HOOKS AND LINKS HEAT TREATED TO GRADE 120 STRENGTH STANDARDS
- SHORT REACH HOOKS PROVIDED FOR MAXIMUM TAKE-UP
- DOUBLE ACTING SPRING LOADED PAWLS
- WORKING LOAD LIMIT, CHAIN SIZE AND BATCH CODE STAMPED ON HANDLE WITH 1/4" TALL RAISED LETTERS
- MEETS EACH SPECIFICATION OF 4:1 DESIGN SAFETY FACTOR ON WORKING LOAD LIMIT
- MEETS CE EXCLUSIVELY ENSA AND OSHA REGULATIONS INCLUDING 49 CFR PARTS 392 AND 393

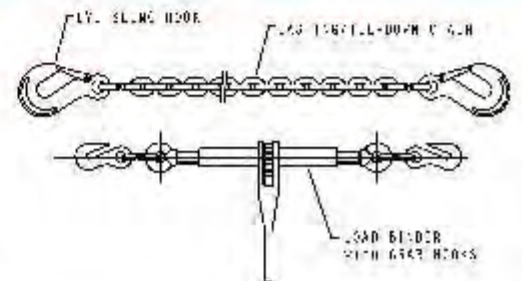
Code	Wt. Working Load (LBS)	Wt. Working Load (KG)	Chain Size (mm)			H	Eye Bolt (mm)				Eye Bolt Dia.	Wt. Working Load (LBS)
			A	B	C		Eye Bolt Dia.	Eye Bolt Dia.	Eye Bolt Dia.	Eye Bolt Dia.		
2512014	5,200	2,357	5.3	17	1.34	6.747	26.37	23.47	21.4	12.3	22.00	3
10512014E	10,500	4,763	14	17	1.46	1.37	32.24	29.34	27.3	14.1	24.00	14
15412014E	15,400	6,977	14.14	19	1.49	1.37	38.50	34.96	32.48	14.1	24.00	15

Lashing/Tie-Down Chain



Code	Wt. Working Load (LBS)	Wt. Working Load (KG)	Chain Size (mm)	Eye Bolt Dia. (mm)	Wt. Working Load (LBS)
2512014E	5,200	2,357	4	12	30
10512014E	10,500	4,763	10	12.2	17
15412014E	15,400	6,977	12	12.4	0

2-Part Binding & Tie Down System



PEWAG LOAD SECUREMENT

Glacier Transport Chain and Load Binders

Glacier Grade 70 Transport Chain With Grab Hooks



Glacier Grade 70 Slip Hooks



Glacier Grade 70 Grab Hooks



- Yellow chromate finish
 - Grade 70 meets stringent D.O.T. Regulations
- NOT TO BE USED FOR OVERHEAD LIFTING!**

Pre-Assembled Grade 70 Chain with Grab Hooks

Stock No.	Trade Size	Length	Qty. per Drum	Drum Weight	Working Load
G7TC-516-16	5/16"	16 Feet	30 Pieces	540 lbs	4,700 lbs
G7TC-516-20	5/16"	20 Feet	25 Pieces	575 lbs	4,700 lbs
G7TC-516-25	5/16"	25 Feet	25 Pieces	745 lbs	4,700 lbs
G7TC-38-16	3/8"	16 Feet	25 Pieces	700 lbs	6,600 lbs
G7TC-38-20	3/8"	20 Feet	20 Pieces	620 lbs	6,600 lbs
G7TC-38-25	3/8"	25 Feet	20 Pieces	760 lbs	6,600 lbs
G7TC-12-20	1/2"	20 Feet	10 Pieces	560 lbs	11,300 lbs

Grade 70 Clevis Grab and Slip Hooks

Stock No.	Description	Trade Size	Use with Chain Size	Packaging	Weight	Working Load
G7CG-516-YC	Grab Hook	5/16"	5/16"	1 Piece	0.6 lbs	4,700 lbs
G7CG-38-YC	Grab Hook	3/8"	3/8"	1 Piece	1.1 lbs	6,600 lbs
G7CG-12-YC	Grab Hook	1/2"	1/2"	1 Piece	2.4 lbs	11,300 lbs
G7CSL-516-YC	Slip Hook	5/16"	5/16"	1 Piece	0.9 lbs	4,700 lbs
G7CSL-38-YC	Slip Hook	3/8"	3/8"	1 Piece	1.5 lbs	6,600 lbs
G7CSL-12-YC	Slip Hook	1/2"	1/2"	1 Piece	2.8 lbs	11,300 lbs

Grade 70 Continuous, Bulk Drum Packaging

Stock No.	Trade Size	Link Diameter	Inside Pitch	Width	Feet Per Drum	Drum Weight	Working Load
G7-516-D-YC-ASTM	5/16"	0.343	1.00	0.48	550 Feet	640 lbs	4,700 lbs
G7-38-D-YC-ASTM	3/8"	0.394	1.26	0.57	400 Feet	596 lbs	6,600 lbs
G7-12-D-YC-ASTM	1/2"	0.51	1.70	0.75	200 Feet	476 lbs	11,300 lbs

Lever Load Binder



Ratchet Load Binder



- Powder coat finish
- All forged parts
- Full warranty

NOT TO BE USED FOR OVERHEAD LIFTING!

Load Binders

Stock No.	Binder Type	Use with Chain Sizes	Standard Packaging	Packaging Weight	Working Load
LLB-51638	Lever	5/16 - 3/8"	6 Pieces	52 lbs	5,400 lbs
LLB-3812	Lever	3/8 - 1/2"	6 Pieces	60 lbs	9,200 lbs
RLB-14	Ratchet	1/4"	10 Pieces	61 lbs	2,600 lbs
RLB-51638	Ratchet	5/16 - 3/8"	2 Pieces	22 lbs	5,400 lbs
RLB-3812	Ratchet	3/8 - 1/2"	2 Pieces	25 lbs	9,200 lbs

Glacier Shoe Chains



- Aggressive chain design for maximum traction
- Easy-on and Easy-off design
- Ideal for outdoor use in heavy snow and ice
- Durable elastic rubber keeps them in place

Glacier Shoe Chains			
Stock No.	Size	Men's Shoe Size	Women's Shoe Size
GSC - S	Shoe Chain S	2 - 5	3 - 6
GSC - M	Shoe Chain M	5 1/2 - 8	6 1/2 - 9 1/2
GSC - L	Shoe Chain L	8 1/2 - 10 1/2	10 and up
GSC - XL	Shoe Chain XL	11 - 13	---

Pewag Utility Tote Bags



- Pewag quality tote made from tough durable nylon
- Reinforced handles for easy carrying
- Full zipper so your items stay in the tote
- Hundreds of uses over the road, or in the shop
- Available in four convenient sizes

Pewag Utility Tote Bags		
Stock No.	Description	Dimensions
Mini Tote Bag	Up to 20 lbs	5" x 5" x 7"
Small Tote Bag	Up to 40 lbs	10" x 10" x 6"
Medium Tote Bag	Up to 55 lbs	10" x 10" x 8"
Large Tote Bag	Up to 65 lbs	10" x 10" x 13"

Corex Ramp-Up™



Ramp-Up™



Corex Ramp-Up™			
Stock No.	Description	Working Load	Weight
200SD	Light Duty	75,000 lbs	17.7 lbs
201HD	Heavy Duty	150,000 lbs	40.8 lbs

Manufactured by:
COREX
L L C

For a smooth quick installation with fewer adjustments; simply drive onto the Ramp-Up™, chain your vehicle, and drive off.

NEW PRODUCTS

Merritt Chain Hangers



- Attractive diamond plate locking lid for security
- Strong design can store up to 300 lbs. of chains
- 24" for open frame mounting
- 18" for fairing package mounting

Pewag "Tow-To-Go" Chain

Tow-To-Go

Ready to Use Tow & Pulling Chain



- High quality grade 80 chain can handle high work loads and enhance safety
 - 5/16" chain: up to 4,500 lb work load
 - 3/8" chain: up to 7,100 lb work load
- No assembly required
- Unique Grab Hooks with built-in locking pins prevent chain from slipping in choke applications
- Provide better alternative to standard grab hooks
- Convenient solution for most tow & pulling applications



Built-in locking pins prevent chain from slipping in choke applications

WARNING: Locking pins are designed to retain chains under "slack" conditions only and are not intended for supporting load.

Pewag "Tow-To-Go"			
Stock No.	Description	Working Load	Weight
T8810	5/16" x 10'	4,500 lbs	10.70 lbs
T8816	5/16" x 16'	4,500 lbs	16.40 lbs
T8820	5/16" x 20'	4,500 lbs	20.10 lbs
T81010	3/8" x 10'	7,100 lbs	17.86 lbs
T81016	3/8" x 16'	7,100 lbs	28.32 lbs
T81020	3/8" x 20'	7,100 lbs	32.65 lbs



Attractive retail packaging maximizes POP sales

- Various lengths and individual components are available



NEW PRODUCTS

Pewag "Sling-In-A-Box"

●●● Sling-In-A-Box Ready to Use Overhead Lifting Chain



- Assembled - ready to use Professional Grade 100 chain assembly is specifically designed for overhead lifting applications
- Can handle up to 3 ton loads (using quad assemblies)
- Unique integrated shortening hook design is completely adjustable and eliminates improper choke, wrapping or knotting of chain
- OSHA approved, includes sling tag
- Available in single, double & quad length assemblies
- Sold in 5' & 10' lengths
- Perfect for home and professional shop use

Integrated shortening hook design is completely adjustable and eliminates improper choke, wrapping or knotting of chain

Attractive retail packaging maximizes POP sales



NEW PRODUCTS

Pewag "Sling-In-A-Box"

●●● Sling-In-A-Box Ready to Use Overhead Lifting Chain



•Custom slings are available in any size for any application. Call for details

Features & Benefits

- **Ready to use Chain Sling in standardized sizes and configurations**
- **High quality G100 chain and components with +25% WLL compared to G80**
- **With integrated Pewag XK shortening hook to adjust sling length**
- **Components are orange powder coated finish**
- **Meets the 4:1 NACM design factor**
- **Meets the NACM standard 400 F heat resistance**
- **Meets the 20,000 cycle ASTM standard fatigue test for G100**

Configuration	Description	Capacity in lbs			
		90	60	45	30
	9/32" G100 SOS XK Single leg-single hook with 5' reach	4300			
	9/32" G100 DOS XK Double leg-sling hook with 5' reach		7400	6100	4300
	9/32" G100 DOS XK Double leg - sling hook with 10' reach		7400	6100	4300
	9/32" G100 QOS XK Four leg - sling hook with 5' reach		11200	9100	6400
	3/8" G100 SOS XK Single leg - sling hook with 10' reach	8800			
	3/8" G100 DOS XK Double leg - sling hook with 5' reach		15200	12400	8800
	3/8" G100 DOS XK Double leg - sling hook with 10' reach		15200	12400	8800
	3/8" G100 DOG XK Double Leg - grab hook with 10' reach		15200	12400	8800

NEW PRODUCTS

Tire Chain Specification Chart

Stock No.	Weight Per Pair	Cross Chain Per 1/2 Pair	Cross Chain Stock Number	Cross Chain Length w/Hooks	Cross Chain Wire Diameter	Links Per Cross Chain	Cross Chain Hook Stock No./ Dia	Side Chain Stock No./ Dia	Side Chain Length	
Pewag 2200 Singles										
E2209	22	11	E6221	13.25"	5.6 mm	11	406 .281"	1004 .219"	63.9"	
E2211	25	13	E6221	13.25"	5.6 mm	11	406 .281"	1004 .219"	75.1"	
E2214	31	15	E6221	13.25"	5.6 mm	11	406 .281"	1004 .219"	86.2"	
E2216	26	12	E6221	13.25"	5.6 mm	11	406 .281"	1004 .219"	69.5"	
E2219	27	13	E6221	13.25"	5.6 mm	11	406 .281"	1004 .219"	75.1"	
E2221	29	14	E6221	13.25"	5.6 mm	11	406 .281"	1004 .219"	80.6"	
E2226	36	15	E6229	16.75"	5.6 mm	15	406 .281"	1004 .219"	86.2"	
E2228	32	14	E6225	15.00"	5.6 mm	13	406 .281"	1004 .219"	80.6"	
E2229	27	12	E6225	15.00"	5.6 mm	13	406 .281"	1004 .219"	69.5"	
E2233	40	11	E6251	14.75"	7 mm	9	407 .312"	1006 .281"	83.4"	
E2237	45	12	E6251	14.75"	7 mm	9	407 .312"	1006 .281"	90.6"	
E2238	48	12	E6253	16.25"	7 mm	11	407 .312"	1006 .281"	90.6"	
E2239	48	13	E6251	14.75"	7 mm	9	407 .312"	1006 .281"	97.8"	
E2241	52	14	E6251	14.75"	7 mm	9	407 .312"	1006 .281"	105.1"	
E2245	56	15	E6251	14.75"	7 mm	9	407 .312"	1006 .281"	112.3"	
E2247	56	14	E6253	16.25"	7 mm	11	407 .312"	1006 .281"	105.1"	
E2249	60	15	E6253	16.25"	7 mm	11	407 .312"	1006 .281"	112.3"	
E2251	59	15	E6253	16.25"	7 mm	11	407 .312"	1006 .281"	111.4"	
E2253	63	16	E6253	16.25"	7 mm	11	407 .312"	1007 .312"	126.8"	
E2255	64	14	E6263	18.63"	7 mm	13	407 .312"	1007 .312"	111.4"	
E2257	68	16	E6263	18.63"	7 mm	13	407 .312"	1007 .312"	126.8"	
E2271	76	16	E6266	21.00"	7 mm	15	407 .312"	1007 .312"	126.8"	
E2273	87	18	E6266	21.00"	7 mm	15	407 .312"	1007 .312"	142.2"	
Pewag 2400 Singles										
E2433	33	8	E6256	14.75"	7 mm	9	407 .312"	1006 .281"	61.6"	
E2435	35	9	E6256	14.75"	7 mm	9	407 .312"	1006 .281"	68.9"	
E2437	37	10	E6256	14.75"	7 mm	9	407 .312"	1006 .281"	76.1"	
E2439	43	10	E6260	16.25"	7 mm	11	407 .312"	1006 .281"	76.1"	
E2441	66	11	E6434	17.63"	8.2 mm	11	409 .375"	1007 .312"	88.4"	
E2445	71	12	E6434	17.63"	8.2 mm	11	409 .375"	1007 .312"	96.1"	
E2448	81	13	E6434	17.63"	8.2 mm	11	409 .375"	1007 .312"	103.7"	
E2452	83	14	E6434	17.63"	8.2 mm	11	409 .375"	1007 .312"	111.4"	
E2486	90	14	E6438	20.50"	8.2 mm	13	409 .375"	1007 .312"	111.4"	
Pewag 3200 Singles										
E3210	29	13	E6225	15.00"	5.6 mm	13	406 .281"	1004 .219"	75.1"	
E3227	39	10	E6253	16.25"	7 mm	11	407 .312"	1006 .281"	76.1"	
E3229	44	10	E6259	18.63"	7 mm	13	407 .312"	1006 .281"	76.1"	
E3231	48	11	E6259	18.63"	7 mm	13	407 .312"	1006 .281"	83.4"	
E3235	50	12	E6259	18.63"	7 mm	13	407 .312"	1006 .281"	90.6"	
E3237	42	9	E6265	23.50"	7 mm	17	407 .312"	1006 .281"	68.9"	
E3249	43	9	E6267	23.50"	7 mm	17	407 .312"	1006 .281"	68.9"	
E3251	48	10	E6267	23.50"	7 mm	17	407 .312"	1006 .281"	76.1"	
E3255	73	14	E7213	21.00"	7 mm	15	407 .312"	1006 .281"	105.1"	
E3257	78	15	E7213	21.00"	7 mm	15	407 .312"	1006 .281"	112.3"	
E3259	60	11	E7214	23.50"	7 mm	17	407 .312"	1006 .281"	83.4"	
E3261	76	16	E7214	23.50"	7 mm	17	407 .312"	1006 .281"	119.6"	
E3265	59	11	E7214	23.50"	7 mm	17	407 .312"	1006 .281"	83.4"	
E3267	60	12	E7214	23.50"	7 mm	17	407 .312"	1006 .281"	90.6"	
E3269	63	13	E7214	23.50"	7 mm	17	407 .312"	1006 .281"	97.8"	
E3271	68	14	E7214	23.50"	7 mm	17	407 .312"	1006 .281"	105.1"	
E3273	79	12	E7216	32.50"	7 mm	25	407 .312"	1006 .281"	90.6"	
E3275	86	13	E7216	32.50"	7 mm	25	407 .312"	1006 .281"	97.8"	
E3277	92	14	E7216	32.50"	7 mm	25	407 .312"	1006 .281"	105.1"	

Tire Chain Specification Chart

Stock No.	Weight Per Pair	Cross Chain Per 1/2 Pair	Cross Chain Stock Number	Cross Chain Length w/Hooks	Cross Chain Wire Diameter	Links Per Cross Chain	Cross Chain Hook Stock No. / Dia	Side Chain Stock No. / Dia	Side Chain Length
Pewag 4200 Duals									
E4211	42	26	E6219	13.25"	5.6 mm	11	406 .281"	1004 .219"	75.1"
E4214	57	30	E6221	13.25"	5.6 mm	11	406 .281"	1004 .219"	86.2"
E4216	44	24	E6221	13.25"	5.6 mm	11	406 .281"	1004 .219"	69.5"
E4219	50	26	E6221	13.25"	5.6 mm	11	406 .281"	1004 .219"	75.1"
E4221	54	28	E6221	13.25"	5.6 mm	11	406 .281"	1004 .219"	80.6"
E4228	56	28	E6225	15.00"	5.6 mm	13	406 .281"	1004 .219"	80.6"
E4229	47	24	E6225	15.00"	5.6 mm	13	406 .281"	1004 .219"	69.5"
E4233	73	22	E6251	14.75"	7 mm	9	407 .312"	1006 .281"	83.4"
E4237	78	24	E6251	14.75"	7 mm	9	407 .312"	1006 .281"	90.6"
E4238	88	24	E6253	16.25"	7 mm	11	407 .312"	1006 .281"	90.6"
E4239	86	26	E6251	14.75"	7 mm	9	407 .312"	1006 .281"	97.8"
E4241	92	28	E6251	14.75"	7 mm	9	407 .312"	1006 .281"	105.1"
E4245	98	30	E6251	14.75"	7 mm	9	407 .312"	1006 .281"	112.3"
E4247	104	28	E6253	16.25"	7 mm	11	407 .312"	1006 .281"	112.2"
E4249	110	30	E6253	16.25"	7 mm	11	407 .312"	1006 .281"	112.3"
E4251	110	30	E6253	16.25"	7 mm	11	407 .375"	1006 .281"	111.4"
E4253	112	32	E6253	16.25"	7 mm	11	407 .375"	1007 .312"	126.8"
E4255	118	28	E6263	18.63"	7 mm	13	407 .375"	1007 .312"	111.4"
E4257	126	32	E6263	18.63"	7 mm	13	407 .375"	1007 .312"	126.8"
E4271	154	32	E6266	21.00"	7 mm	15	407 .375"	1007 .312"	126.8"
E4273	171	36	E6266	21.00"	7 mm	15	407 .375"	1007 .312"	142.2"
Pewag 4400 Duals									
E4412	72	20	E6256	14.75"	7 mm	9	407 .312"	1006 .281"	61.6"
E4435	118	22	E6256	14.75"	7 mm	9	407 .312"	1006 .281"	68.9"
E4437	124	24	E6434	17.63"	8.2 mm	11	409 .375"	1007 .312"	76.1"
E4448	124	26	E6434	17.63"	8.2 mm	11	409 .375"	1007 .312"	105.6"
E4461	124	28	E6434	17.63"	8.2 mm	11	409 .375"	1007 .312"	115.2"
E4486	183	28	E6438	20.50"	8.2 mm	13	409 .375"	1007 .312"	115.2"
Pewag 2600 OTR									
E2612	97	14	E6630	25.50"	8.2 mm	17	409 .375"	1007 .312"	111.4"
E2615	114	16	E6630	25.50"	8.2 mm	17	409 .375"	1007 .312"	126.8"
E2624	150	13	E6640	28.00"	10 mm	17	411 .433"	1009 .375"	117.3"
E2627	170	15	E6640	28.00"	10 mm	17	411 .433"	1009 .375"	134.7"
E2633	182	14	E6650	33.75"	10 mm	21	411 .433"	1009 .375"	126.0"
E2636	188	15	E6650	33.75"	10 mm	21	411 .433"	1009 .375"	134.7"
E2642	232	18	E6650	33.75"	10 mm	21	411 .433"	1009 .375"	160.7"
E2645	268	15	E6660	38.50"	12 mm	19	411 .433"	1011 .437"	139.5"
E2648	298	16	E6660	38.50"	12 mm	19	411 .433"	1011 .437"	148.5"
E2657	346	17	E6670	45.25"	12 mm	23	411 .433"	1011 .437"	157.5"
E2672	403	17	E6680	52.38"	12 mm	27	411 .433"	1011 .437"	157.5"
E2675	427	18	E6680	52.38"	12 mm	27	411 .433"	1011 .437"	166.5"
Pewag SSE Skid Steer 2 and 4 Link Spacing									
SSE10165-2	78	17	E6263	18.22"	8.2 mm	11	409 .375"	1007 .312"	72"
SSE10165-4	44	9	E6263	18.22"	8.2 mm	11	409 .375"	1007 .312"	72"
SSE12165-2	88	19	E6445	20.90"	8.2 mm	13	409 .375"	1007 .312"	79"
SSE12165-4	69	10	E6445	20.90"	8.2 mm	13	409 .375"	1007 .312"	79"
SSE14175-2	120	23	E6445	20.90"	8.2 mm	13	409 .375"	1007 .312"	94"
SSE14175-4	76	12	E6445	20.90"	8.2 mm	13	409 .375"	1007 .312"	94"

PEWAG CHAIN SPECS

Pewag will custom build chains to suit your needs for any tire size and application. All of our made to order chains are built to the highest quality Pewag standards. Call our office today and order your custom Pewag chains.

Tire Chain Specification Chart

Stock No.	Weight Per Pair	Cross Chain Per 1/2 Pair	Cross Chain Stock Number	Cross Chain Length w/Hooks	Cross Chain Wire Diameter	Links Per Cross Chain	Cross Chain Hook Stock No./	Side Chain Stock No./	Side Chain Length
Pewag 0800 Tractor									
E0822	79	11	E6434	17.63"	8.2 mm	11	409 .375"	1007 .312"	88.4"
E0829	76	9	E6434	17.63"	8.2 mm	11	409 .375"	1007 .312"	73.0"
E0831	72	10	E6445	20.50"	8.2 mm	13	409 .375"	1007 .312"	80.7"
E0832	79	12	E6434	17.63"	8.2 mm	11	409 .375"	1007 .312"	96.1"
E0834	78	11	E6445	20.50"	8.2 mm	13	409 .375"	1007 .312"	88.4"
E0836	88	12	E6445	20.50"	8.2 mm	13	409 .375"	1007 .312"	96.1"
E0838	109	14	E6445	20.50"	8.2 mm	13	409 .375"	1007 .312"	111.4"
E0846	126	17	E6445	20.50"	8.2 mm	13	409 .375"	1007 .312"	134.5"
E0850	86	10	E7420	22.75"	8.2 mm	15	409 .375"	1007 .312"	80.7"
E0852	105	13	E6445	20.50"	8.2 mm	13	409 .375"	1007 .312"	103.7"
E0856	111	15	E6445	20.50"	8.2 mm	13	409 .375"	1007 .312"	119.1"
E0858	122	14	E7420	22.75"	8.2 mm	15	409 .375"	1007 .312"	111.4"
E0859	124	15	E7420	22.75"	8.2 mm	15	409 .375"	1007 .312"	119.1"
E0862	145	18	E6445	20.50"	8.2 mm	13	409 .375"	1007 .312"	142.2"
E0866	153	19	E7420	22.75"	8.2 mm	15	409 .375"	1007 .312"	149.8"
E0869	137	16	E7420	22.75"	8.2 mm	15	409 .375"	1007 .312"	126.8"
E0871	163	20	E7420	22.75"	8.2 mm	15	409 .375"	1007 .312"	157.5"
E0874	137	15	E7426	28.38"	8.2 mm	19	409 .375"	1007 .312"	119.1"
E0876	158	16	E7426	28.38"	8.2 mm	19	409 .375"	1007 .312"	126.8"
E0877	164	17	E7426	28.38"	8.2 mm	19	409 .375"	1007 .312"	134.5"
E0879	171	18	E7426	28.38"	8.2 mm	19	409 .375"	1007 .312"	142.2"
E0881	205	10	E9562	30.75"	10 mm	19	411 .437"	1009 .375"	92.2"
E0882	244	12	E9562	30.75"	10 mm	19	411 .437"	1009 .375"	108.6"
E0883	268	13	E9562	30.75"	10 mm	19	411 .437"	1009 .375"	117.3"
E0884	283	14	E9562	30.75"	10 mm	19	411 .437"	1009 .375"	126.0"
E0885	319	15	E9562	30.75"	10 mm	19	411 .437"	1009 .375"	134.7"
E0887	324	16	E9562	30.75"	10 mm	19	411 .437"	1009 .375"	143.4"
E0889	364	17	E9562	30.75"	10 mm	19	411 .437"	1009 .375"	152.0"
E0890	438	17	E6650	33.75"	10 mm	21	411 .437"	1009 .375"	152.0"
E0891	338	14	E9567	39.13"	10 mm	25	411 .437"	1009 .375"	126.0"
E0892	385	18	E6650	33.75"	10 mm	21	411 .437"	1009 .375"	160.7"
E0893	384	16	E9567	39.13"	10 mm	25	411 .437"	1009 .375"	143.4"
E0894	370	19	E9562	30.75"	10 mm	19	411 .437"	1009 .375"	169.4"
E0895	523	17	E9567	39.13"	10 mm	25	411 .437"	1009 .375"	152.0"

PEWAG CHAIN SPECS





Tire Chain Specification Chart

Stock No.	Weight Per Pair	Cross Chain Per 1/2 Pair	Cross Chain Stock Number	Cross Chain Length w/Hooks	Cross Chain Wire Diameter	Links Per Cross Chain	Cross Chain Hook Stock No./ Dia	Side Chain Stock No./ Dia	Side Chain Length
Glacier Passenger Cables									
1014	4.2	10	N/A	10.50"	----	----	----	----	56.25"
1018	4.7	11	N/A	10.50"	----	----	----	----	61.0"
1022	5.1	12	N/A	10.50"	----	----	----	----	66.0"
1026	5.0	11	N/A	11.40"	----	----	----	----	61.0"
1030	5.3	12	N/A	11.40"	----	----	----	----	66.0"
1034	5.6	12	N/A	12.75"	----	----	----	----	66.0"
1038	6.2	13	N/A	12.75"	----	----	----	----	71.0"
1042	6.7	13	N/A	13.75"	----	----	----	----	71.0"
1046	7.2	14	N/A	13.75"	----	----	----	----	76.0"
Glacier Passenger V-Trac Cables									
1914	6.6	13	PRC242V	11.25"	0.349	----	----	----	60.5"
1918	7.0	13	PRC267V	12.00"	0.349	----	----	----	62.0"
1922	8.0	13	PRC293V	12.85"	0.349	----	----	----	60.8"
1926	7.8	13	PRC317V	13.75"	0.349	----	----	----	62.0"
1930	8.4	13	PRC343V	14.75"	0.349	----	----	----	62.25"
1934	8.6	13	PRC343V	14.75"	0.349	----	----	----	65.75"
1938	8.8	13	PRC370V	15.80"	0.349	----	----	----	65.75"
1942	9.0	13	PRC370V	16.20"	0.349	----	----	----	70.25"
1946	9.0	13	PRC395V	16.80"	0.349	----	----	----	70.2"
1948	9.8	13	PRC425V	17.80"	0.349	----	----	----	70.2"
Glacier LT/HT Cables									
2009	9.0	11	8821	12.50"	0.486	----	----	----	69.0"
2011	10.5	13	8821	12.50"	0.486	----	----	----	79.0"
2014	12.5	15	8821	12.50"	0.486	----	----	----	90.0"
2016	10.3	12	8821	12.50"	0.486	----	----	----	74.0"
2019	11.5	13	8821	12.50"	0.486	----	----	----	79.0"
2021	11.8	14	8821	12.50"	0.486	----	----	----	85.0"
2028	13.2	14	8825	14.30"	0.486	----	----	----	85.0"
2029	11.5	12	8825	14.30"	0.486	----	----	----	74.25"
2033	15.8	13	8851	14.75"	0.585	----	----	----	89.0"
2037	17.0	14	8851	15.25"	0.585	----	----	----	95.0"
2039	18.4	15	8851	15.25"	0.585	----	----	----	101.5"
2041	17.5	16	8851	15.25"	0.585	----	----	----	107.0"
2045	20.9	16	8853	16.25"	0.585	----	----	----	107.0"
2049	21.9	17	8853	16.25"	0.585	----	----	----	113.0"
Glacier LT/HT V-TRAC Cables									
2114	12.2	12	LTRC445V	18.80"	0.425	----	----	----	80.0"
2115	10.4	12	N/A	15.00"	0.425	----	----	----	72.0"
2117	10.2	12	N/A	14.75"	0.425	----	----	----	78.0"
2119	11.3	12	LTRC395V	16.75"	0.425	----	----	----	71.3"
2121	11.5	12	LTRC420V	17.80"	0.425	----	----	----	74.8"
2127	12.2	12	LTRC445V	18.75"	0.425	----	----	----	76.25"
2129	11.3	12	LTRC395V	16.75"	0.425	----	----	----	74.5"
2145	28.6	14	HTRC470V	20.25"	0.595	----	----	----	96.25"
2149	31.7	14	HTRC555V	23.60"	0.595	----	----	----	96.25"
2155	32.2	14	HTRC555V	23.60"	0.595	----	----	----	96.25"
Glacier LT/HT Wide Base Cables									
3010	12.6	13	8825	14.30"	0.486	----	----	----	79.0"
3027	14.5	11	N/A	16.50"	0.585	----	----	----	76.25"
3029	17.2	11	N/A	18.50"	0.585	----	----	----	76.25"
3061	24.9	18	N/A	23.50"	0.585	----	----	----	117.5"
3069	28.9	15	N/A	25.00"	0.585	----	----	----	100.0"
3071	31.5	16	N/A	25.30"	0.585	----	----	----	106.0"

GLACIER CHAIN SPECS



Tire Chain Specification Chart

Stock No.	Weight Per Pair	Cross Chain Per 1/2 Pair	Cross Chain Stock Number	Cross Chain Length w/Hooks	Cross Chain Wire Diameter	Links Per Cross Chain	Cross Chain Hook Stock No. / Dia	Side Chain Stock No. / Dia	Side Chain Length
Glacier HT V-TRAC Wide Base Cables									
3161	37.6	14	HTRC740V	30.75"	0.585	----	----	----	97.0"
3171	35.8	14	HTRC675V	27.50"	0.585	----	----	----	101.5"
Glacier HT Dual Cables									
4039	27.7	30	8851	15.25"	0.585	----	----	----	102.0"
4041	29.5	32	8851	15.25"	0.585	----	----	----	108.0"
4045	40.2	32	8853	16.25"	0.585	----	----	----	108.0"
4049	33.5	34	8853	16.25"	0.585	----	----	----	114.0"
Glacier PL Twist Link									
PL 1110	7.7	9	H5414	10.38"	1/0 .177	7	404 .177"	1000 .162"	47.5"
PL 1114	9.5	10	H5414	10.38"	1/0 .177	7	404 .177"	1000 .162"	52.5"
PL 1118	9.9	11	H5414	10.38"	1/0 .177	7	404 .177"	1000 .162"	57.5"
PL 1122	10.4	12	H5414	10.38"	1/0 .177	7	404 .177"	1000 .162"	62.5"
PL 1126	10.5	11	H5419	11.56"	1/0 .177	8	404 .177"	1000 .162"	57.5"
PL 1130	11.3	12	H5419	11.56"	1/0 .177	8	404 .177"	1000 .162"	62.5"
PL 1134	12.1	12	H5420	12.74"	1/0 .177	9	404 .177"	1000 .162"	62.5"
PL 1138	12.8	13	H5420	12.74"	1/0 .177	9	404 .177"	1000 .162"	67.5"
PL 1142	13.4	13	H5422	13.92"	1/0 .177	10	404 .177"	1000 .162"	67.5"
PL 1144	14.2	14	H5422	13.92"	1/0 .177	10	404 .177"	1000 .162"	72.5"
PL 1146	15.3	15	H5422	13.92"	1/0 .177	10	404 .177"	1000 .162"	77.5"
Glacier PL Square Link									
PLC 1110	9.1	9	H5414SL	10.38"	3.7 mm	15	404 .177"	1000 .162"	47.5"
PLC 1114	9.9	10	H5414SL	10.38"	3.7 mm	15	404 .177"	1000 .162"	52.5"
PLC 1118	10.8	11	H5414SL	10.38"	3.7 mm	15	404 .177"	1000 .162"	57.5"
PLC 1122	11.9	12	H5414SL	10.38"	3.7 mm	15	404 .177"	1000 .162"	62.5"
PLC 1126	11.5	11	H5419SL	11.25"	4.5 mm	13	404 .177"	1000 .162"	57.5"
PLC 1130	12.5	12	H5419SL	11.25"	4.5 mm	13	404 .177"	1000 .162"	62.5"
PLC 1134	13.3	12	H5420SL	12.74"	4.5 mm	15	404 .177"	1000 .162"	62.5"
PLC 1138	14.1	13	H5420SL	12.74"	4.5 mm	15	404 .177"	1000 .162"	67.5"
PLC 1142	15.1	13	H5422SL	14.50"	4.5 mm	17	404 .177"	1000 .162"	67.5"
PLC 1144	15.9	14	H5422SL	14.50"	4.5 mm	17	404 .177"	1000 .162"	72.5"
PLC 1146	17.2	15	H5422SL	14.50"	4.5 mm	17	404 .177"	1000 .162"	77.5"
Glacier 2200 / 2800 V-Bar Singles									
H2209 / H2809	20	11	H6219 / H6819	12.12"	4/0 .234	9	405 .250"	1004 .219"	63.9"
H2211 / H2811	24	13	H6219 / H6819	12.12"	4/0 .234	9	405 .250"	1004 .219"	75.1"
H2214 / H2814	28	15	H6221 / H6821	13.12"	4/0 .234	10	405 .250"	1004 .219"	86.2"
H2216 / H2816	23	12	H6221 / H6821	13.12"	4/0 .234	10	405 .250"	1004 .219"	69.5"
H2219 / H2819	25	13	H6221 / H6821	13.12"	4/0 .234	10	405 .250"	1004 .219"	75.1"
H2221 / H2821	26	14	H6221 / H6821	13.12"	4/0 .234	10	405 .250"	1004 .219"	80.6"
H2226	33	15	H6229	17.12"	4/0 .234	14	405 .250"	1004 .219"	86.2"
H2228 / H2828	29	14	H6225 / H6825	15.12"	4/0 .234	12	405 .250"	1004 .219"	80.6"
H2229 / H2829	25	12	H6225 / H6825	15.12"	4/0 .234	12	405 .250"	1004 .219"	69.5"
H2233 / H2833	40	11	H6251 / H6851	14.37"	6/0 .281	9	407 .312"	1006 .281"	83.4"
H2237 / H2837	42	12	H6251 / H6851	14.37"	6/0 .281	9	407 .312"	1006 .281"	90.6"
H2238 / H2838	45	12	H6253 / H6853	15.62"	6/0 .281	10	407 .312"	1006 .281"	93.3"
H2239 / H2839	46	13	H6251 / H6851	14.37"	6/0 .281	9	407 .312"	1006 .281"	97.8"
H2241 / H2841	51	14	H6251 / H6851	14.37"	6/0 .281	9	407 .312"	1006 .281"	105.1"
H2245 / H2845	52	15	H6251 / H6851	14.37"	6/0 .281	9	407 .312"	1006 .281"	112.3"
H2247 / H2847	51	14	H6253 / H6853	15.62"	6/0 .281	10	407 .312"	1006 .281"	105.1"
H2249 / H2849	56	15	H6253 / H6853	15.62"	6/0 .281	10	407 .312"	1006 .281"	112.3"
H2251 / H2851	64	14	H6260 / H6860	16.01"	7/0 .312	9	409 .375"	1007 .312"	111.4"
H2253 / H2853	80	16	H6260 / H6860	16.01"	7/0 .312	9	409 .375"	1007 .312"	126.8"
H2255 / H2855	68	14	H6263 / H6863	17.40"	7/0 .312	10	409 .375"	1007 .312"	111.4"
H2257 / H2857	79	16	H6263 / H6863	17.40"	7/0 .312	10	409 .375"	1007 .312"	126.8"
H2271	82	16	H6266	18.79"	7/0 .312	11	409 .375"	1007 .312"	126.8"
H2273	91	18	H6266	18.79"	7/0 .312	11	409 .375"	1007 .312"	142.2"

GLACIER CHAIN SPECS



Tire Chain Specification Chart

Stock No.	Weight Per Pair	Cross Chain Per 1/2 Pair	Cross Chain Stock Number	Cross Chain Length w/Hooks	Cross Chain Wire Diameter	Links Per Cross Chain	Cross Chain Hook Stock No./ Dia	Side Chain Stock No./ Dia	Side Chain Length
Glacier 2400 Singles									
H2433	34	8	H6256	14.62"	7/0 .312	8	409 .375"	1006 .281"	61.6"
H2435	39	9	H6256	14.62"	7/0 .312	8	409 .375"	1006 .281"	68.9"
H2437	41	10	H6256	14.62"	7/0 .312	8	409 .375"	1006 .281"	76.1"
H2439	43	10	H6260	16.01"	7/0 .312	9	409 .375"	1006 .281"	76.1"
H2441	66	11	H6434	17.42"	9/0 .375	11	409 .375"	1007 .312"	88.4"
H2445	70	12	H6434	17.42"	9/0 .375	11	409 .375"	1007 .312"	96.1"
H2448	77	13	H6434	17.42"	9/0 .375	11	409 .375"	1007 .312"	103.7"
H2452	83	14	H6434	17.42"	9/0 .375	11	409 .375"	1007 .312"	111.4"
H2486	92	14	H6438	19.50	9/0 .375	13	409 .375"	1007 .312"	111.4"
Glacier 3200 / 3800 Singles & Duals									
H3210 / H3810	26	13	H6225 / H6825	15.12"	4/0 .234	12	405 .250"	1004 .219"	75.1"
H3227 / H3827	36	10	H6253 / H6853	15.62"	6/0 .281	10	407 .312"	1006 .281"	76.1"
H3229 / H3829	38	10	H6259 / H6859	18.12"	6/0 .281	12	407 .312"	1006 .281"	76.1"
H3231	44	11	H6259	18.12"	6/0 .281	12	407 .312"	1006 .281"	83.4"
H3235	48	12	H6259	18.12"	6/0 .281	12	407 .312"	1006 .281"	90.6"
H3237	41	9	H6265	23.12"	6/0 .281	16	407 .312"	1006 .281"	68.9"
H3249	43	9	H6267	24.37"	6/0 .281	17	407 .312"	1006 .281"	68.9"
H3251	48	10	H6267	24.37"	6/0 .281	17	407 .312"	1006 .281"	76.1"
H3255 / H3855	72	14	H7213 / H7813	21.57"	7/0 .312	13	409 .375"	1006 .281"	105.1"
H3257	76	15	H7213	21.57"	7/0 .312	13	409 .375"	1006 .281"	112.3"
H3259	60	11	H7214	22.96"	7/0 .312	14	409 .375"	1006 .281"	83.4"
H3261	88	16	H7214	22.96"	7/0 .312	14	409 .375"	1006 .281"	119.6"
H3265	61	11	H7215	24.35"	7/0 .312	15	409 .375"	1006 .281"	83.4"
H3267	67	12	H7215	24.35"	7/0 .312	15	409 .375"	1006 .281"	90.6"
H3269	71	13	H7215	24.35"	7/0 .312	15	409 .375"	1006 .281"	97.8"
H3271 / H3871	78	14	H7215 / H7815	24.35"	7/0 .312	15	409 .375"	1006 .281"	105.1"
H3273	79	12	H7216	31.30"	7/0 .312	20	409 .375"	1006 .281"	90.6"
H3275	81	13	H7216	31.30"	7/0 .312	20	409 .375"	1006 .281"	97.8"
H3277	90	14	H7216	31.30"	7/0 .312	20	409 .375"	1006 .281"	105.1"
Glacier 4200 / 4800 V-Bar Duals									
H4211 / H4811	46	26	H6219 / H6819	12.12"	4/0 .234	9	405 .250"	1004 .219"	75.1"
H4214 / H4814	54	30	H6221 / H6821	13.12"	4/0 .234	10	405 .250"	1004 .219"	86.2"
H4216 / H4816	42	24	H6221 / H6821	13.12"	4/0 .234	10	405 .250"	1004 .219"	69.5"
H4219 / H4819	44	26	H6221 / H6821	13.12"	4/0 .234	10	405 .250"	1004 .219"	75.1"
H4221 / H4821	49	28	H6221 / H6821	13.12"	4/0 .234	10	405 .250"	1004 .219"	80.6"
H4228 / H4828	52	28	H6225 / H6825	15.12"	4/0 .234	12	405 .250"	1004 .219"	80.6"
H4229 / H4829	46	24	H6225 / H6825	17.12"	4/0 .234	12	405 .250"	1004 .219"	69.5"
H4233 / H4833	72	22	H6251 / H6851	14.37"	6/0 .281	9	407 .312"	1006 .281"	83.4"
H4237 / H4837	76	24	H6251 / H6851	14.37"	6/0 .281	9	407 .312"	1006 .281"	90.6"
H4238 / H4838	88	24	H6253 / H6853	15.62"	6/0 .281	10	407 .312"	1006 .281"	90.6"
H4239 / H4839	82	26	H6251 / H6851	14.37"	6/0 .281	9	407 .312"	1006 .281"	97.8"
H4241 / H4841	88	28	H6251 / H6851	14.37"	6/0 .281	9	407 .312"	1006 .281"	105.1"
H4245 / H4845	94	30	H6251 / H6851	14.37"	6/0 .281	9	407 .312"	1006 .281"	112.3"
H4247 / H4847	94	28	H6253 / H6853	15.62"	6/0 .281	10	407 .312"	1006 .281"	105.1"
H4249 / H4849	101	30	H6253 / H6853	15.62"	6/0 .281	10	407 .312"	1006 .281"	112.3"
H4251 / H4851	120	28	H6260 / H6860	16.01"	7/0 .312	9	409 .375"	1007 .312"	111.4"
H4253 / H4853	140	32	H6260 / H6860	16.01"	7/0 .312	9	409 .375"	1007 .312"	126.8"
H4255 / H4855	133	28	H6263 / H6863	17.40"	7/0 .312	10	409 .375"	1007 .312"	111.4"
H4257	137	32	H6263	17.40"	7/0 .312	10	409 .375"	1007 .312"	126.8"
H4271	142	32	H6266	18.79"	7/0 .312	11	409 .375"	1007 .312"	126.8"
H4273	160	36	H6266	18.79"	7/0 .312	11	409 .375"	1007 .312"	142.2"

GLACIER CHAIN SPECS

Pewag will custom build chains to suit your needs for any tire size and application. All of our made to order chains are built to the highest quality Pewag standards. Call our office today and order your custom Pewag chains.



Tire Chain Specification Chart

Stock No.	Weight Per Pair	Cross Chain Per 1/2 Pair	Cross Chain Stock Number	Cross Chain Length w/Hooks	Cross Chain Wire Diameter	Links Per Cross Chain	Cross Chain Hook Stock No./ Dia	Side Chain Stock No./ Dia	Side Chain Length
Glacier 4400 Duals									
H4412	74	20	H6256	14.62"	7/0 .312"	8	409 .375"	1006 .281"	61.6"
H4435	118	22	H6434	17.42"	9/0 .375"	11	409 .375"	1007 .312"	68.9"
H4437	132	24	H6434	17.42"	9/0 .375"	11	409 .375"	1007 .312"	76.10"
H4448	144	26	H6434	17.42"	9/0 .375"	11	409 .375"	1007 .312"	103.7"
H4461	154	28	H6434	17.42"	9/0 .375"	11	409 .375"	1007 .312"	111.4"
H4486	168	28	H6438	19.50"	9/0 .375"	13	409 .375"	1007 .312"	111.4"
Glacier 2600 / 2900 V-Bar OTR									
H2612 / 2912	109	14	H6630 / H6930	25.00"	9/0 .375"	17	410 .406"	1007 .312"	111.4"
H2615 / 2915	130	16	H6630 / H6930	25.00"	9/0 .375"	17	410 .406"	1007 .312"	126.8"
H2624 / 2924	156	13	H6640 / H6940	28.20"	11/0 .437"	15	411 .433"	1009 .375"	117.3"
H2627	180	15	H6640	28.20"	11/0 .437"	15	411 .433"	1009 .375"	134.7"
H2633	192	14	H6650	34.40"	11/0 .437"	19	411 .433"	1009 .375"	126.0"
H2636	207	15	H6650	34.40"	11/0 .437"	19	411 .433"	1009 .375"	134.7"
H2642	247	18	H6650	34.40"	11/0 .437"	19	411 .433"	1009 .375"	160.7"
H2645	354	15	H6660	39.30"	14/0 .531"	20	413 .512"	1011 .437"	139.5"
H2648	373	16	H6660	39.30"	14/0 .531"	20	413 .512"	1011 .437"	148.5"
H2657	419	17	H6670	44.50"	14/0 .531"	23	413 .512"	1011 .437"	157.5"
H2672	489	17	H6680	51.50"	14/0 .531"	27	413 .512"	1011 .437"	157.5"
H2675	516	18	H6680	51.50"	14/0 .531"	27	413 .512"	1011 .437"	166.5"
Glacier 2700 Suare Link OTR									
H2712	96	14	H6730	26.25"	8mm**	17	409 .375"	1007 .312"	114.6"
H2715	145	14	H6730	25.50"	10mm**	15	411 .433"	1009 .375"	131.0"
H2724	158	13	H6740	28.00"	10mm**	17	411 .433"	1009 .375"	121.5"
H2727	167	15	H6740	28.00"	10mm**	17	411 .433"	1009 .375"	138.9"
H2733	177	14	H6750	33.75"	10mm**	21	411 .433"	1009 .375"	128.75"
H2736	195	15	H6750	33.75"	10mm**	21	411 .433"	1009 .375"	138.9"
H2742	232	18	H6750	33.75"	10mm**	21	411 .433"	1009 .375"	164.9"
H2745	300	15	H6760	39.25"	12mm**	19	411 .433"	1011 .437"	147.7"
H2748	298	16	H6760	39.25"	12mm**	19	411 .433"	1011 .437"	152.7"
H2754	351	19	H6760	39.25"	12mm**	19	411 .433"	1011 .437"	179.7"
H2757	346	17	H6770	44.75"	12mm**	23	411 .433"	1011 .437"	161.7"
H2760	356	18	H6770	44.75"	12mm**	23	411 .433"	1011 .437"	170.7"
H2763	370	19	H6770	44.75"	12mm**	23	411 .433"	1011 .437"	182.0"
H2772	403	17	H6780	50.25"	12mm**	27	411 .433"	1011 .437"	161.7"
H2775	427	18	H6780	50.25"	12mm**	27	411 .433"	1011 .437"	170.7"
Glacier 0800 Tractor									
H0821	68	8	H6266	15.79"	7/0 .312"	11	410 .406"	1006 .281"	88.4"
H0822	75	11	H6434	17.36"	9/0 .375"	11	410 .406"	1007 .312"	88.4"
H0829	72	9	H6434	17.36"	9/0 .375"	11	410 .406"	1007 .312"	73.0"
H0831	68	10	H6445	21.14"	9/0 .375"	14	410 .406"	1007 .312"	80.7"
H0832	75	12	H6434	17.36"	9/0 .375"	11	410 .406"	1007 .312"	96.1"
H0834	74	11	H6445	21.14"	9/0 .375"	14	410 .406"	1007 .312"	88.4"
H0836	84	12	H6445	21.14"	9/0 .375"	14	410 .406"	1007 .312"	96.1"
H0838	104	14	H6445	21.14"	9/0 .375"	14	410 .406"	1007 .312"	111.4"
H0846	120	17	H6445	21.14"	9/0 .375"	14	410 .406"	1007 .312"	134.5"
H0850	82	10	H7420	23.66"	9/0 .375"	16	410 .406"	1007 .312"	80.7"
H0852	100	13	H6445	21.14"	9/0 .375"	14	410 .406"	1007 .312"	103.7"
H0856	105	15	H6445	21.14"	9/0 .375"	14	410 .406"	1007 .312"	119.1"
H0858	116	14	H7420	23.66"	9/0 .375"	16	410 .406"	1007 .312"	111.4"
H0859	118	15	H7420	23.66"	9/0 .375"	16	410 .406"	1007 .312"	119.1"
H0862	138	18	H6445	21.14"	9/0 .375"	14	410 .406"	1007 .312"	142.2"
H0866	145	19	H7420	23.66"	9/0 .375"	16	410 .406"	1007 .312"	149.8"
H0869	130	16	H7420	23.66"	9/0 .375"	16	410 .406"	1007 .312"	126.8"
H0871	155	20	H7420	23.66"	9/0 .375"	16	410 .406"	1007 .312"	157.5"
H0874	130	15	H7426	27.44"	9/0 .375"	19	410 .406"	1007 .312"	119.1"

GLACIER CHAIN SPECS



Tire Chain Specification Chart

Stock No.	Weight Per Pair	Cross Chain Per 1/2 Pair	Cross Chain Stock Number	Cross Chain Length w/Hooks	Cross Chain Wire Diameter	Links Per Cross Chain	Cross Chain Hook Stock No./ Dia	Side Chain Stock No./ Dia	Side Chain Length
Glacier 0800 Tractor									
H0876	150	16	H7426	27.44"	9/0 .375	19	410 .406"	1007 .312"	126.8"
H0877	156	17	H7426	27.44"	9/0 .375	19	410 .406"	1007 .312"	134.5"
H0879	162	18	H7426	27.44"	9/0 .375	19	410 .406"	1007 .312"	142.2"
H0880	180	20	H7426	27.44"	9/0 .375	19	410 .406"	1007 .312"	157.5"
H0881	134	10	H9562	31.29"	11/0 .437	17	411 .437"	1009 .375"	92.2"
H0883	178	13	H9562	31.29"	11/0 .437	17	411 .437"	1009 .375"	117.3"
H0884	187	14	H9562	31.29"	11/0 .437	17	411 .437"	1009 .375"	126.0"
H0885	211	15	H9562	31.29"	11/0 .437	17	411 .437"	1009 .375"	134.7"
H0887	214	16	H9562	31.29"	11/0 .437	17	411 .437"	1009 .375"	143.4"
H0889	238	17	H9562	31.29"	11/0 .437	17	411 .437"	1009 .375"	152.0"
H0890	290	17	H6650	34.42"	11/0 .437	19	411 .437"	1009 .375"	152.0"
H0891	224	14	H9567	39.10"	11/0 .437	22	411 .437"	1009 .375"	126.0"
H0892	255	18	H6650	34.42"	11/0 .437	19	411 .437"	1009 .375"	160.7"
H0893	252	16	H9567	39.10"	11/0 .437	22	411 .437"	1009 .375"	143.4"
H0894	244	19	H9562	31.29"	11/0 .437	17	411 .437"	1009 .375"	169.4"
H0895	344	17	H9567	39.10"	11/0 .437	22	411 .437"	1009 .375"	152.0"
Glacier 200 DUO Tractor Square Link									
H214SL	97	8	292	18.85"	8 mm	13	410 .406"	1007T* .312"	114.8"
H218SL	120	10	292	18.85"	8 mm	13	410 .406"	1007T* .312"	142.5"
H224SL	131	11	292	18.85"	8 mm	13	410 .406"	1007T* .312"	153.0"
H225SL	74	6	292	18.85"	8 mm	13	410 .406"	1007T* .312"	91.4"
H227SL	154	13	292	18.85"	8 mm	13	410 .406"	1007T* .312"	178.6"
H229SL	109	9	292	18.85"	8 mm	13	410 .406"	1007T* .312"	129.7"
H232SL	143	12	292	18.85"	8 mm	13	410 .406"	1007T* .312"	168.0"
H236SL	143	14	292	18.85"	8 mm	13	411 .406"	1007T* .312"	166.0"
H242SL	140	11	294	21.22"	8 mm	15	410 .406"	1007T* .312"	155.2"
H246SL	153	12	294	21.22"	8 mm	15	410 .406"	1007T* .312"	168.0"
H247SL	165	13	294	21.22"	8 mm	15	410 .406"	1007T* .312"	180.8"
H240SL	120	9	295	23.58"	8 mm	17	410 .406"	1007T* .312"	127.6"
H250SL	135	10	295	23.58"	8 mm	17	410 .406"	1007T* .312"	140.3"
H252SL	148	11	295	23.58"	8 mm	17	410 .406"	1007T* .312"	153.0"
H260SL	143	10	296	24.95"	8 mm	19	410 .406"	1007T* .312"	140.3"
H254SL	171	12	296	24.95"	8 mm	19	410 .406"	1007T* .312"	165.8"
H263SL	116	8	296	24.95"	8 mm	19	410 .406"	1007T* .312"	117.0"
H262SL	144	10	296	24.95"	8 mm	19	410 .406"	1007T* .312"	142.5"
H266SL	158	11	296	24.95"	8 mm	19	410 .406"	1007T* .312"	155.3"
H270SL	169	12	296	24.95"	8 mm	19	410 .406"	1007T* .312"	168.0"
H255SL	185	13	296	24.95"	8 mm	19	410 .406"	1007T* .312"	180.7"
H256SL	199	14	296	24.95"	8 mm	19	410 .406"	1007T* .312"	193.5"
H259SL	213	15	296	24.96"	8 mm	19	410 .406"	1007T* .312"	206.2"
H264SL	113	7	298	30.67"	8 mm	23	410 .406"	1007T* .312"	104.2"
H268SL	144	9	298	30.67"	8 mm	23	410 .406"	1007T* .312"	128.5"
H271SL	165	10	298	30.67"	8 mm	23	410 .406"	1007T* .312"	142.5"
H273SL	175	11	298	30.67"	8 mm	23	410 .406"	1007T* .312"	155.3"
H272SL	190	12	298	30.67"	8 mm	23	410 .406"	1007T* .312"	168.0"
H277SL	221	14	298	30.67"	8 mm	23	410 .406"	1007T* .312"	193.6"
H275SL	162	8	299	35.39"	8 mm	27	410 .406"	1007T* .312"	114.5"
H276SL	225	13	299	35.39"	8 mm	27	410 .406"	1007T* .312"	178.6"

Pewag will custom build chains to suit your needs for any tire size and application. All of our made to order chains are built to the highest quality Pewag standards. Call our office today and order your custom Pewag chains.



Tire Chain Specification Chart

Stock No.	Weight Per Pair	Cross Chain Per 1/2 Pair	Cross Chain Stock Number	Cross Chain Length w/Hooks	Cross Chain Wire Diameter	Links Per Cross Chain	Cross Chain Hook Stock No./ Dia	Side Chain Stock No./ Dia	Side Chain Length
Glacier ATV									
ATV610	26	15	H6821	13.12"	4/0V .324"	10	405 .250"	1004 .219"	50.04"
ATV611	29	17	H6821	13.12"	4/0V .324"	10	405 .250"	1004 .219"	55.60"
ATV612	33	19	H6821	13.12"	4/0V .324"	10	405 .250"	1004 .219"	61.16"
ATV615	28	13	H6823	16.12"	4/0V .324"	13	405 .250"	1004 .219"	44.48"
ATV618	39	19	H6823	16.12"	4/0V .324"	13	405 .250"	1004 .219"	61.16"
ATV620	37	15	H6827	20.12"	4/0V .324"	17	405 .250"	1004 .219"	50.04"
Glacier Small Equipment									
SE3301	3	9	N/A	5.48"	.146"	6	.155"	.118"	22.2"
SE3308	3	12	N/A	6.06"	.146"	7	.155"	.118"	27.8"
SE7106	3	10	N/A	6.06"	.146"	7	.155"	.118"	24.4"
SE3302	4	13	N/A	6.06"	.146"	7	.155"	.118"	31.1"
SE1301	11	13	N/A	8.76"	.207"	6	.207"	1001 .177"	37.5"
SE7129	6	11	N/A	7.26"	.177"	7	.207"	1001 .177"	33.0"
SE3300	12	13	N/A	10.18"	.207"	7	.207"	1001 .177"	38.8"
SE3303	16	15	N/A	10.18"	.207"	7	.207"	1001 .177"	46.7"
SE3312	14	14	N/A	11.52"	.207"	9	.207"	1002 .193"	44.1"
SE3305	16	13	N/A	14.78"	.207"	12	.207"	1002 .193"	37.6"
SE3307	15	13	N/A	12.94"	.207"	10	.207"	1002 .193"	38.9"
SE7145	10	16	N/A	14.78"	.207"	12	.207"	1002 .193"	46.7"
SE1308	19	17	N/A	12.02"	.207"	9	.207"	1002 .193"	50.5"
SE5313	19	20	N/A	11.10"	.207"	8	.207"	1001 .177"	57.5"
SE4300	22	20	N/A	12.02"	.207"	9	.207"	1002 .193"	57.0"
SE5307	25	20	N/A	14.28"	.207"	12	.207"	1002 .193"	57.0"
SE5308	30	22	N/A	16.62"	.207"	14	.207"	1002 .193"	64.8"

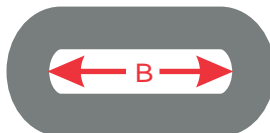
Chain Diameter Reference Charts

Pewag Square Link Cross Chain				
Trade Size	Decimal	Fraction	Metric	Pitch
3.7 mm	0.145"	9/64"	3.7 mm	11 mm
4.5 mm	0.177"	5/32"	4.5 mm	18 mm
5.6 mm	0.221"	15/64"	5.6 mm	24 mm
7 mm	0.276"	9/32"	7 mm	30 mm
8.2 mm	0.322"	21/64"	8.2 mm	33 mm
10 mm	0.394"	25/64"	10 mm	35 mm
12 mm	0.472"	15/32"	12 mm	45 mm
14 mm	0.551"	35/64"	14 mm	43 mm
16 mm	0.630"	5/8"	16 mm	56 mm
18 mm	0.709"	45/64"	18 mm	52 mm
21 mm	0.827"	53/64"	21 mm	66 mm

Glacier Twist Link Cross Chain				
Trade Size	Decimal	Fraction	Metric	Pitch
1/0	0.177"	11/64"	4.5 mm	1.180"
3/0	0.207"	13/64"	5.25 mm	0.920"
4/0	0.234"	15/64"	5.95 mm	1.000"
6/0	0.281"	9/32"	7.14 mm	1.250"
7/0	0.312"	5/16"	7.92 mm	1.390"
9/0	0.375"	3/8"	9.53 mm	1.260"
11/0	0.437"	7/16"	11.10 mm	1.562"
14/0	0.531"	17/32"	13.50 mm	1.734"

Glacier Square Link Cross Chain				
Trade Size	Decimal	Fraction	Metric	Pitch
5 mm	0.215"	3/16"	5.4 mm	20.9 mm
7 mm	0.274"	1/4"	7.0 mm	24.4 mm
8 mm	0.314"	5/16"	8.0 mm	30.3 mm
10 mm	0.399"	3/8"	10.1 mm	35.4 mm
12 mm	0.472"	7/16"	12.1 mm	45.0 mm

Side Chain				
Trade Size	Decimal	Fractional	Metric	Pitch
#1	0.162"	5/32"	3.96 mm	1.250"
1/0	0.177"	11/64"	4.50 mm	1.250"
2/0	0.192"	3/16"	4.88 mm	1.296"
4/0	0.218"	7/32"	5.54 mm	1.390"
6/0	0.281"	9/32"	7.14 mm	1.810"
7/0	0.312"	5/16"	7.93 mm	1.920"
9/0	0.375"	3/8"	9.52 mm	2.170"
11/0	0.437"	7/16"	11.10 mm	2.330"



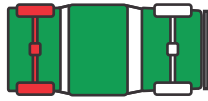
Diameter: The diameter (A) is the thickness of the steel wire material used to form the chain link. The measurement should be taken at an unbent area of the link where possible.

Pitch: The Pitch (B) is the inside measurement of the chain link's length.

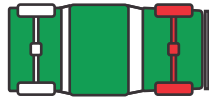
Diameter & Pitch: There are two primary measurements of importance when measuring chain links used in the manufacturing of tire chains. These are the **diameter** of the link and the **pitch** of the link. The illustration shows the proper way to take these measurements.

Tire Chain Requirements

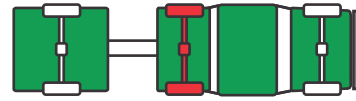
Automobiles & Pick Up Trucks



Rear Wheel Drive Vehicle



Front Wheel Drive Vehicle



Vehicle Towing Trailer

Buses & Recreational Vehicles

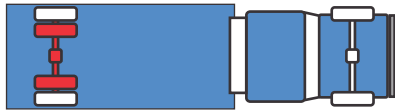


Type 2

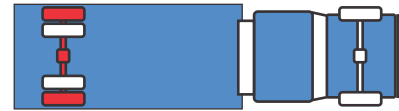


Type 3

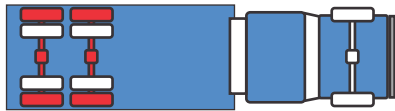
Trucks



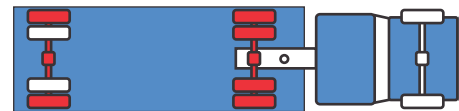
Truck Type 2
(D.O.T.'s may require chains on all drive wheels if conditions warrant)



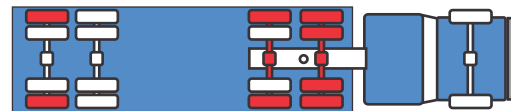
Truck Type 2



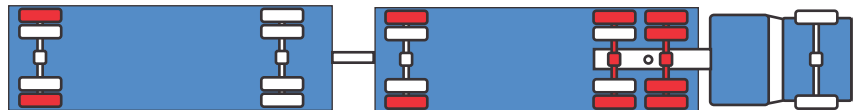
Truck Type 3
(Both axles may need to be chained)



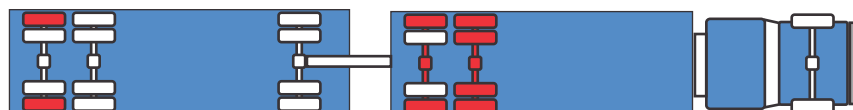
Tractor and Semi-Trailer Single Drive



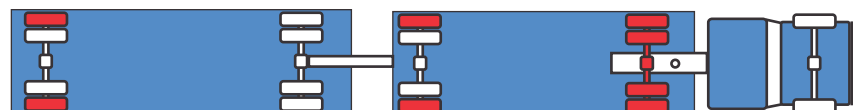
Tractor and Semi-Trailer Type 3-S-2



Tractor, Semi-Trailer and Trailer Type 3-S-1-T-2
(Chains on trailers may be staggered on front and back)








Truck and Trailer Type 3-T-3 or 3-T-2
(Chains on trailers may be staggered on front and back)



Tractor, Semi-Trailer and Trailer Type 2-S-1-T-2
(Chains on trailers may be staggered on front and back)

Legend

-  Driving Axle
-  Non-Driving Axle
-  Wheel With Chains
-  Wheel Without Chains
-  Acceptable On Either Axle of Semi-Trailers

Please be aware that the following "Chain Requirements" (Page 64) are simply guidelines and may vary from state to state. Please contact your State D.O.T. if you have any questions about particular chain requirements in your area.

Mission Statement

pewag



Because of our joy and determination to innovate, we at Pewag manufacture the world's best chains today and in the future. The high quality of our products and services, as well as the passionate performances of our employees, guarantee safety for moving people and goods. Our success is measured by our customers.

MISSION STATEMENT

INSTA-CHAIN™



INSTA-CHAIN™
The *AUTOMATIC ICECHAIN*

INSTANT TRACTION AT YOUR COMMAND™



- Features Pewag "All-Square" link chain for superior traction
- Grease-able wheels, arm pivots, and ball joints = LONGER LIFE
- Fits ½ ton thru Class 8 trucks, 6 or 12 strand steel or anti-spark
- Accepted by ALL state DOT's to meet chain requirements

CALL US TODAY FOR MORE INFORMATION:
(800)445-2895

Sales Terms & Conditions

PEWAG INC. TERMS AND CONDITIONS OF SALE

I. Offer and Contract

No offer or contract shall be binding upon Pewag Inc. (The "Seller") except by issuance of the seller's printed acknowledgment form. Acceptance by the seller of buyer's (The "Buyer") order is expressly made conditional on assent of these Terms and Conditions. (The "Terms and Conditions"), either by written acknowledgment or by conduct of Buyer that recognizes existence of a contract with respect to the products (The "Products") and services described on Seller's acknowledgment. No additional or different terms or conditions will be binding upon Seller unless specifically agreed to in writing; failure of Seller to object to conditions contained in any other writing or other communication from Buyer shall not be construed as a waiver of these Terms and Conditions nor acceptance of any other provisions. These Terms and Conditions also serve as notice of Seller's objection to and rejection of any terms and conditions of purchase or sale included in Buyer's order or other writing that are different from or additional to these Terms and Conditions. Paragraph headings herein are for convenience only and are not to be considered in interpreting any of the provisions herein.

II. Delivery and Risk of Loss and Licenses

1. Delivery of the Products to a common carrier at Seller's principal place of business or at any other loading point, if so agreed to by the parties in writing, shall constitute delivery to Buyer ("Delivery") and regardless of shipping terms or freight payment, all risk the loss or damage in transit shall, upon Delivery, shift to Buyer. If Buyer is responsible for any shipment delay, Seller's written notification to Buyer that the Products ordered hereunder are ready for shipping shall constitute Delivery to Buyer, and all further risk of loss or damage as well as all costs for handling, transportation and storage shall be borne by Buyer.
2. Seller shall not be liable for any damages as a result of any delay or failure to deliver due to any cause beyond Seller's reasonable control, including without limitation, any act of God, act of buyer, embargo or other government act, regulation or request, fire, accident, strike, slowdown, war, riot, delay in transportation or inability to obtain necessary labor, materials or manufacturing facilities.

III. Suspension and Cancellation

1. If Seller shall be prevented from delivering the Products as a result of delay or default on the part of the buyer, or any other reason beyond the Seller's reasonable control, Seller shall be entitled to reschedule the Delivery or performance date or dates as it shall reasonably require.
2. Buyer may not cancel, terminate or return any orders accepted by the Seller in accordance with Article I hereof, except with Seller's prior written consent and then only upon such terms as shall be acceptable to Seller, in its sole discretion. Authorized return of shipments must be returned in good order and condition to Seller's principal place of business, unless otherwise specified by Seller, must be accompanied by a packaging slip, and must have transportation and insurance charges prepaid. Collect of unauthorized return of shipments will not be accepted by Seller. Buyer agrees to pay Seller a restocking fee of twenty percent (20%) of the original purchase price for any return shipments authorized by Seller. Buyer shall receive a credit for the purchase price, less any amount due to Seller for the aforementioned restocking fee, or any authorized return shipments, provided that any Products are returned to Seller in good order and re-sellable condition as determined by Seller in its sole discretion.

IV. Products

Seller reserves the right to revise and discontinue Products at any time and without prior notice. Seller will ship Products that have the same or similar functionality and performance of the Products ordered, but changed, including but not limited to changes with regard of color, construction, measurements and weight, due to technical requirements between what is shipped and what is described in specification sheets, catalogs, brochures or the like, are possible and shall not constitute a defect in the product or non-compliance on the part of the Seller.

V. Prices and Payment

1. If the Products are shipped from Seller's principal place of business or from any other location within the U.S.A., The quoted price is F.O.B. Seller's principal of business or the location of shipment, whichever is applicable unless otherwise agreed upon in writing.
2. A minimum order of one hundred U.S. Dollars (\$100.00) is required.
3. The Seller reserves the right to alter the price of products quoted in the catalogue.
4. All prices are subject to change prior to Seller's issuance of an acceptance form. For all prices, products and services the Seller reserves the right to make adjustments due to changing market conditions, product discontinuation or other extenuating circumstances.
5. The quoted price of the Products does not include palletization, insurance, taxes, freight and shipping charges or similar charges. Buyer shall be responsible for any palletization, insurance, taxes freight and shipping charges or similar charges of shipments of the Products and Buyer shall reimburse Seller for any such charges paid by Seller, unless otherwise agreed upon in writing. The Shipping policy may vary between different product groups, please refer to the most recent seller price list and/or catalogue for detailed information.
6. To the extent that any Products shipped outside the continental U.S. Are subject to any duties, tariffs, taxes, freight costs, palletization or similar charges, which are not included in the quoted price, shall be borne by Buyer, unless otherwise agreed upon in writing.
7. Payment for all orders must be received by Seller within thirty (30) days of the date of the invoice.
8. Seller reserves the right to demand prepayment on all orders by customers who have no established credit with the Seller.
9. Seller reserves the right to make deliveries in installments. All such installments shall be separately invoiced and paid for when due, without regard to subsequent deliveries.
10. Overdue amounts shall bear a delinquency charge of interest at eighteen percent (18%) per annum or the maximum rate permitted by law. The interest rate is subject to change at Seller's discretion.

VI. Taxes and Other Charges

And manufacturer's tax, occupation tax, use tax, sales, tax, excise tax, duty, custom, inspection or testing fee or change of any nature whatsoever imposed by any governmental authority, on or measured by the transaction between Seller and Buyer shall be paid by Buyer in addition to the price quoted or invoiced. In the event that Seller is required to pay any such tax, fee or charge, buyer shall reimburse Seller therefore unless otherwise agreed upon in writing.

VII. Limited Warranties

1. Seller warrants that the Products shall be free of defects in material and workmanship for a period of ninety (90) days from the receipt of the products by buyer, unless otherwise agreed upon on writing. Seller's obligations under the aforesaid warranty shall be repairing or replacing any part or parts of the Products, which if properly installed, use and maintained, prove defective in material or workmanship. Any freight charges shall be the responsibility of buyer. Such repair or replacement shall be Seller's sole obligation and Buyer's sole remedy hereunder and shall be conditioned upon A.) Seller's receipt of written notice of any alleged defect within five (5) days after its discovery, and B.) At Seller's option, return of such defective products or part thereof freight prepaid to Seller's principal place of business. Any Product repaired or replaced pursuant to this warranty will be warranted for the remain of the original warranty period.
2. Seller's obligations under paragraph 1. Of this provision shall not apply to any component or part of the Products sold hereunder which A.) Is consumed by the normal wear and tear, or B.) Which is consumed by operation above rated capacity, excessive or abnormal use, or C.) Which

has been damaged due to negligent or faulty use, alteration, maintenance, storage, repair, operation or handling by Buyer, or E.) Which is installed or operated in disregard of the operating manual/instructions of the Products.

3. Any description or representation of the Products whether in writing or made orally by Seller or Seller's agents, specifications, samples, models, bulletins, drawings, diagrams, engineering sheets or similar materials used in connection with Buyer's order are for the sole purpose of identifying the Products and shall not be construed as an express warranty. Any suggestions by Seller or Seller's agents regarding use, application or suitability of the Products shall not be construed as an express warranty unless confirmed to be such in writing by Seller. Performance figures and specifications by Seller are estimates only and are not warranties, unless expressly stated otherwise.

4. THE WARRANTY EXPRESSED HEREIN SHALL BE IN LIEU OF ANY OTHER WARRANTIES, EXPRESSED OR IMPLIED, INCLUDING, WITHOUT LIMITATION TO, ANY IMPLIED WARRANTY OF MERCHANTABILITY OR FITNESS FOR A PARTICULAR PURPOSE, AND IS IN LIEU OF ANY AND ALL OTHER OBLIGATIONS OR LIABILITY ON SELLER'S PART.

VIII. Warranty Claims, Inspection, and Waiver of Defects

1. Written notice of any alleged covered defect must be presented to Seller within five (5) days after its discovery, and Seller must be allowed to inspect the Products while they are in the alleged defective condition. Use of the Products must be suspended until the written notice of an alleged defect, proceeds must be suspended until written clearance is issued by Seller for continued use, provided that Seller, upon receipt of written notice of an alleged defect, proceeds without unreasonable delay to remedy any defect coming within the warranty.
2. Buyer shall inspect all Products immediately upon their arrival and shall give written notice within five (5) days after receipt of the products of any claim that the Products do not conform to the terms of the contract. Seller shall have reasonable access to inspect any allegedly non-conforming Products.
3. Buyer waives any right to assert any claim against Seller arising from any non-conformity of the Products sold hereunder which would have been observable on reasonable inspection or testing within five (5) days after Delivery.

IX. Limitation of Liability

1. Except as otherwise agreed in writing, Seller's liability with respect to the Products shall be limited to the contact price.
2. SELLER SHALL NOT BE SUBJECT TO ANY OTHER OBLIGATIONS OR LIABILITIES, WHETHER ARISING OUT OF BREACH OF CONTRACT, WARRANTY, TORT (INCLUDING NEGLIGENCE AND STRICT LIABILITY), OR OTHER THEORIES OF LAW, WITH RESPECT TO THE PRODUCTS SOLD OR SERVICE RENDERED BY SELLER, OR UNDERTAKINGS, ACTS, OR OMISSIONS RELATING THERETO, WITHOUT LIMITING THE GENERALITY OF THE FOREGOING, SELLER SHALL IN NO EVENT BE LIABLE FOR ANY INCIDENTAL, INDIRECT, SPECIAL OR CONSEQUENTIAL DAMAGES OR ANY OTHER LOSS, DAMAGE OR EXPENSE OF ANY KIND, INCLUDING LOSS OF PROFITS, ARISING IN CONNECTION WITH THE CONTRACT OR WITH THE USE OR LIABILITY TO USE SELLER'S PRODUCTS FURNISHED UNDER THIS CONTRACT. SELLER'S SOLE LIABILITY AND BUYER'S SOLE REMEDY IS LIMITED TO EITHER (1) REPAIR OR REPLACEMENT OF DEFECTIVE PARTS OR PRODUCTS, AND/OR (2) AT SELLER'S OPTION, RETURN THE PRODUCTS TO SELLER AND REFUND OF PURCHASE PRICE.

X. Severability

If at any time, any one or more of the provisions of these Terms and Conditions become invalid, illegal or unenforceable in any respect for any reason, the validity, legality and enforceability of any such provision in every other respect and of the remaining provisions of these Terms and conditions shall not be in any way impaired.

XII. Non-Waiver

The failure of the Seller to enforce at any time or for any period of time, the provisions of these terms and Conditions, shall not be construed as a waiver of such provisions or of the right of the Seller thereafter to enforce each and every such provision.

XIII. Arbitration

All disputes arising under this Contract shall be settled by final and binding arbitration in the city of Chicago, Illinois in accordance with the Commercial Arbitration Rules of the American Arbitration Association then in effect. The parties may agree on the selection of a single arbitrator, but in the event they cannot agree, each party shall select an arbitrator and the two selected arbitrators shall select a third arbitrator. The award by the arbitrator or arbitrators shall be final and judgement upon the award rendered may be entered in any court having jurisdiction thereof.

XIV. Governing Law

THIS AGREEMENT AND ANY SALES HEREUNDER SHALL BE CONSTRUED IN ACCORDANCE WITH AND GOVERNED BY THE LAWS OF THE STATE OF ILLINOIS, WITHOUT REGARD TO ITS CONFLICTS OF LAW RULES.

XV. Complete Agreement

These Terms and Conditions of Sale and Seller's acceptance form constitutes the complete and exclusive statement of the agreement between the parties hereto. It supersedes all prior written and oral statements, including prior representations, statements, conditions or warranties.



pewag



**WORLD'S
STRONGEST
CHAIN**
www.pewag.com



Pewag, Inc.
3825 Cincinnati Avenue, Suite D
Rocklin, CA 95765
1-800-445-2895
Fax: (916) 408-0575

Pewag, Inc.
600 West Crossroads Parkway
Bolingbrook, IL 60440
1-800-526-3924
Fax: (630) 759-0788



Distributed By:



Distributor for

520 West 58th Ave, Ste B
Anchorage, Alaska 99518
Tel. (907) 345-0116
Fax (907) 345-2291

email info@glacierchain.com

pewag

**WORLD'S
STRONGEST
CHAIN**



Distributed By Pewag Chain

www.GlacierChain.com