

# PINZON™

## *Stainless-Steel Mandoline*

ASIN: B000SZSJF0



**WARNING**  
**Sharp Blades**

- Read instructions before use
- Handle blades with care
- Always lock cap in place
- Use with extreme caution

## 1. Included Items

### Blades



Smooth blade



Rough blade



Fine blade



Waved blade


Smooth blade



Rough blade



Fine blade



Waved blade



Blade storage box




Pressing cap


## 2. How to Use



**Step 1:** Extend the front and back legs on a stable platform.



**Step 2:** Adjust the side knob to the desired thickness.



**Step 3:** Turn the 2nd knob to expose the teeth of the blade. (Turn to the safety position after use.)




**Step 4:** Insert blade of choice into the hole.




**Step 5:** Cut fruit and vegetables into pieces that fit into the pressing cap. Place food in cap and lock cap in place, then move over blades.


### 3. How to Clean and Store




**Step 1:** Lift up the adjustable plane to clean under the mandoline.



**Step 2:** Lift up the stainless-steel plane and rinse the product under the tap to remove the debris, turning the knob a few times.



**Step 3:** Fold the legs inward.



**Step 4:** Be sure that the blade is turned to the safety position when not in use.



**Step 5:** Place the 4 blades inside the storage case.